



IntegrityVikingFunds®

THE NICHE FUND GROUP

November 30, 2023

VIKING MUTUAL FUNDS

Class A and Class I Shares

KANSAS MUNICIPAL FUND

Class A: KSMUX and Class I: KSITX

MAINE MUNICIPAL FUND

Class A: MEMUX and Class I: MEIMX

NEBRASKA MUNICIPAL FUND

Class A: NEMUX and Class I: NEITX

OKLAHOMA MUNICIPAL FUND

Class A: OKMUX and Class I: OKMIX

VIKING TAX-FREE FUND FOR MONTANA

Class A: VMTTX and Class I: VMTIX

VIKING TAX-FREE FUND FOR NORTH DAKOTA

Class A: VNDFX and Class I: VNDIX

PROSPECTUS

The Securities and Exchange Commission has not approved or disapproved these securities or determined if this prospectus is accurate or complete. Any representation to the contrary is a criminal offense.

TABLE OF CONTENTS

KANSAS MUNICIPAL FUND—FUND SUMMARY	1
MAINE MUNICIPAL FUND—FUND SUMMARY	7
NEBRASKA MUNICIPAL FUND—FUND SUMMARY	13
OKLAHOMA MUNICIPAL FUND—FUND SUMMARY	19
VIKING TAX-FREE FUND FOR MONTANA—FUND SUMMARY	25
VIKING TAX-FREE FUND FOR NORTH DAKOTA—FUND SUMMARY	31
ADDITIONAL INFORMATION ABOUT THE FUNDS	37
DISTRIBUTION AND TAXES	39
MANAGEMENT	42
FUND SERVICE PROVIDERS	44
THE SHARES OFFERED	44
HOW TO BUY SHARES	47
HOW TO SELL SHARES	51
DEALER COMPENSATION	55
CERTAIN FEES PAID TO FINANCIAL INTERMEDIARIES	56
SHAREHOLDER INQUIRIES AND MAILINGS	56
FINANCIAL HIGHLIGHTS	57
APPENDIX A—INTERMEDIARY-SPECIFIC SALES CHARGE WAIVERS AND DISCOUNTS	A-1

KANSAS MUNICIPAL FUND—FUND SUMMARY

Investment Objective

The Kansas Municipal Fund (the “Fund”) seeks the highest level of current income that is exempt from federal and Kansas personal income taxes and is consistent with preservation of capital.

Fees and Expenses of the Fund

This table describes the fees and expenses that you may pay if you buy, hold, and sell shares of the Fund. You may be required to pay other fees, such as brokerage commissions and/or other fees to financial intermediaries which are not reflected in the table or the example below. You may qualify for sales charge discounts with respect to purchases of Class A shares of the Fund if you and your family invest, or agree to invest in the future, at least \$50,000 in the Fund or in other funds in the Integrity/Viking family of funds. More information about these and other discounts is available from your financial professional and in “The Shares Offered—Class A Shares” and “How to Buy Shares—Investor Services” on pages 47 and 51, respectively, of the Fund’s prospectus, Appendix A of the Fund’s prospectus, and “Buying and Selling Shares” on page B-27 of the Fund’s statement of additional information.

	Class A Shares	Class I Shares
Shareholder Fees (fees paid directly from your investment)		
Maximum Sales Charge (Load) Imposed on Purchases (as a percentage of offering price)	2.50%	None
Maximum Deferred Sales Charge (Load) (as a percentage of the lesser of purchase price or redemption proceeds)	1.00%	None
Maximum Sales Charge (Load) Imposed on Reinvested Dividends	None	None
Redemption Fee Imposed (as a percentage of amount redeemed, if applicable)	None	None
Exchange Fee	None	None
Annual Fund Operating Expenses (expenses that you pay each year as a percentage of the value of your investment)		
Management Fees	0.50%	0.50%
Distribution and Service (12b-1) Fees	0.25%	None
Other Expenses	0.42%	0.42%
Total Annual Fund Operating Expenses	1.17%	0.92%
Fee Waivers and Expense Reimbursements ⁽¹⁾	(0.19%)	(0.19%)
Total Annual Fund Operating Expenses After Fee Waivers and Expense Reimbursements ⁽¹⁾	0.98%	0.73%

⁽¹⁾ The Fund’s investment adviser, Viking Fund Management, LLC (“Viking Management,” “investment manager,” or the “Adviser”), has contractually agreed to waive fees and reimburse expenses through November 29, 2024 so that Total Annual Fund Operating Expenses After Fee Waivers and Expense Reimbursements (excluding taxes, brokerage fees, commissions, extraordinary and non-recurring expenses, and acquired fund fees and expenses) do not exceed 0.98% for Class A Shares and 0.73% for Class I Shares of average daily net assets. This expense limitation agreement may only be terminated or modified prior to November 29, 2024 with the approval of the Fund’s Board of Trustees. The terms of the expense limitation agreement provide that Viking Management is entitled to recoup such amounts waived or reimbursed for a period of up to three years from the date on which Viking Management waived fees or reimbursed expenses for the Fund. The Fund will make repayments to the Adviser only if such repayment does not cause the annual Fund operating expenses (after the repayment is taken into account) to exceed both (1) the expense limitation in place when such amounts were waived and (2) the Fund’s current expense limitation.

Example—This Example is intended to help you compare the cost of investing in the Fund with the costs of investing in other mutual funds. The Example assumes that you invest \$10,000 in the Fund for the time periods indicated and then redeem all of your shares at the end of those periods. The Example also assumes that your investment has a 5% return each year, that the Fund’s operating expenses remain the same, and that the contractual expense limitation agreement remains in place for the first year. Although your actual costs may be higher or lower, based on these assumptions your costs would be:

1 Year		3 Years		5 Years		10 Years	
Class A	Class I	Class A	Class I	Class A	Class I	Class A	Class I
\$347	\$75	\$594	\$274	\$860	\$491	\$1,618	\$1,114

Portfolio Turnover—The Fund pays transaction costs, such as commissions, when it buys and sells securities (or “turns over” its portfolio). A higher portfolio turnover rate may indicate higher transaction costs and may result in higher taxes when Fund shares are held in a taxable account. These costs, which are not reflected in annual fund operating expenses or in the Example, affect the Fund’s performance. During the most recent fiscal period, the Fund’s portfolio turnover rate was 33.60% of the average value of its portfolio.

Principal Investment Strategies

To pursue its objective, the Fund normally invests at least 80% of its net assets (including any borrowings for investment purposes) in municipal securities that pay interest free from (a) federal income taxes, including the federal alternative minimum tax, and (b) Kansas personal income taxes.

Municipal bonds are debt securities issued by or on behalf of states, territories, and possessions of the United States and their political subdivisions, agencies, authorities, and instrumentalities. The two general classifications of municipal bonds are “general obligation”

and “revenue” bonds. General obligation bonds are secured by the issuer’s pledge of its faith, credit, and taxing power for the payment of principal and interest. Revenue bonds are payable only from the revenues derived from a particular facility or class of facilities or, in some cases, from the proceeds of a special excise tax or other specific revenue source.

The investment manager actively manages the Fund’s portfolio by selecting securities that it believes will provide the best balance between risk and return within the Fund’s range of allowable investments. The investment manager will consider selling a security with deteriorating credit or limited upside potential compared to other available bonds.

The Fund may invest up to 30% of its net assets in U.S. territorial obligations (including qualifying obligations of Puerto Rico, the U.S. Virgin Islands, and Guam), the interest on which is exempt from federal and Kansas personal income taxes. The Fund may invest up to 20% of its net assets in private activity bonds (which are revenue bonds that finance privately operated facilities), the interest on which is a tax preference item for purposes of the federal alternative minimum tax.

The Fund may invest more than 25% of its net assets in municipal securities that finance similar types of projects, such as education, healthcare, housing, industrial development, transportation, utilities, or pollution control. Economic, business, political, or other changes can affect all securities of a similar type.

All of the municipal securities in which the Fund invests are rated investment grade (BBB- or higher) at the time of purchase by a nationally recognized statistical rating service such as S&P Global Ratings or Moody’s Investors Service, Inc. or are of comparable quality as determined by the Fund’s investment manager. If, subsequent to the purchase of a municipal security, the rating of a municipal security falls below investment grade, the Fund will not be required to dispose of the security.

Under normal circumstances, the Fund will maintain an average stated maturity at between five and twenty-five years.

Principal Risks

As with all mutual funds, there is the risk that you could lose money through your investment in the Fund. Many factors affect the Fund’s net asset value and performance. An investment in the Fund is not a deposit of a bank and is not insured or guaranteed by the Federal Deposit Insurance Corporation or any other government agency.

General market risk. There is no assurance that the Fund will meet its investment objective. The prices of the securities in which the Fund invests may fluctuate as a result of market factors such as interest rates, credit spreads, or commodity prices, and the Fund’s share price and the value of your investment may change. Since the value of the Fund’s shares can go up or down, it is possible to lose money by investing in the Fund.

Municipal securities risk. The values of municipal securities may be adversely affected by a number of factors, including adverse tax, legislative, political, or interest rate changes, general economic and market conditions, and the financial condition of the issuers of municipal securities.

Single state risks. Because the Fund invests primarily in the municipal securities of Kansas, it is particularly susceptible to any economic, political, or regulatory developments affecting a particular issuer or issuers of the Kansas municipal securities in which it invests. Investing primarily in issues of a single state makes the Fund more sensitive to risks specific to the state. To the extent it invests a significant portion of its assets in the municipal securities of U.S. territories and possessions, the Fund will also be more sensitive to risks specific to such U.S. territories and possessions. In recent years, certain municipal bond issuers in Puerto Rico have been experiencing financial difficulties and rating agency downgrades.

Interest rate risk. Interest rate risk is the risk that debt securities will decline in value because of changes in interest rates. As nominal interest rates rise, the value of certain debt securities held by the Fund is likely to decrease. Debt securities with longer maturities tend to be more sensitive to changes in interest rates, usually making them more volatile than securities with shorter maturities.

Income risk. The income from the Fund’s portfolio may decline because of falling market interest rates. This can result when the Fund invests the proceeds from new share sales, or from matured or called bonds, at market rates that are below the portfolio’s current earnings rate.

Liquidity risk. Liquidity risk is the risk that the Fund may not be able to sell a holding in a timely manner at a desired price. Liquidity risk may result from the lack of an active market, the reduced number of traditional market participants, or the reduced capacity of traditional market participants to make a market in securities. The secondary market for certain municipal securities tends to be less developed and liquid than many other securities markets, which may adversely affect the Fund’s ability to sell such municipal securities at attractive prices. Moreover, inventories of municipal securities held by brokers and dealers have decreased in recent years, lessening their ability to make a market in these securities. This reduction in market making capacity has the potential to decrease the Fund’s ability to buy or sell bonds, and may increase bond price volatility and trading costs, particularly during periods of economic or market

stress. As a result, the Fund may be forced to accept a lower price to sell a security, to sell other securities to raise cash, or to give up an investment opportunity, any of which could have a negative effect on performance. If the Fund needed to sell large blocks of securities to raise cash (such as to meet heavy shareholder redemptions), those sales could further reduce the securities' prices and hurt performance.

Maturity risk. Generally, longer-term securities are more susceptible to changes in value as a result of interest rate changes than are shorter-term securities.

Credit risk. Credit risk is the possibility that an issuer will be unable to make interest payments or repay principal. Changes in an issuer's financial strength or in a security's credit rating may affect its value. Securities supported by insurance or other credit enhancements also have the credit risk of the entity providing the insurance or other credit support. Changes in the credit quality of the insurer or other credit provider could affect the value of the security and the Fund's share price. Not all securities are rated. In the event that rating agencies assign different ratings to the same security, the Fund's investment manager will determine which rating it believes best reflects the security's quality and risk at that time. Credit risks associated with certain particular classifications of municipal securities include:

General Obligation Bonds-Timely payments depend on the issuer's credit quality, ability to raise tax revenues, and ability to maintain an adequate tax base.

Revenue Bonds-Payments depend on the money earned by the particular facility or class of facilities, or the amount of revenues derived from another source.

Private Activity Bonds-Municipalities and other public authorities issue private activity bonds to finance development of facilities for use by a private enterprise. The private enterprise pays the principal and interest on the bond, and the issuer does not pledge its full faith, credit, and taxing power for repayment.

Municipal insurance risk. The Fund's investments may include investments in insured municipal securities. Municipal security insurance does not guarantee the value of either individual municipal securities or of shares of the Fund. In addition, a municipal security insurance policy generally will not cover: (i) repayment of a municipal security before maturity (redemption), (ii) prepayment or payment of an acceleration premium (except for a mandatory sinking fund redemption) or any other provision of a bond indenture that advances the maturity of the bond or (iii) nonpayment of principal or interest caused by negligence or bankruptcy of the paying agent. A mandatory sinking fund redemption may be a provision of a municipal security issue whereby part of the municipal security issue may be retired before maturity. Downgrades and withdrawal of ratings from insurers of municipal securities have substantially limited the availability of insurance sought by issuers of municipal securities thereby reducing the supply of insured municipal securities. Because of the consolidation among insurers of municipal securities, to the extent that the Fund invests in insured municipal securities, it is subject to the risk that credit risk may be concentrated among fewer insurers and the risk that events involving one or more insurers could have a significant adverse effect on the value of the securities insured by an insurer and on the municipal markets as a whole.

Call risk. Call risk is the likelihood that a security will be prepaid (or "called") before maturity. An issuer is more likely to call its bonds when interest rates are falling, because the issuer can issue new bonds with lower interest payments. If a bond is called, the Fund may have to replace it with a lower-yielding security.

Extension risk. Extension risk is the risk that an issuer will exercise its right to pay principal on an obligation held by the Fund later than expected. This may happen during a period of rising interest rates. Under these circumstances, the value of the obligation will decrease and the Fund will suffer from the inability to invest in higher yielding securities.

Portfolio strategy risk. The investment manager's skill in choosing appropriate investments for the Fund will determine in part the Fund's ability to achieve its investment objective.

Inflation risk. There is a possibility that the rising prices of goods and services may have the effect of offsetting a Fund's real return. This is likely to have a greater impact on the returns of bond funds and money market funds, which historically have had more modest returns in comparison to equity funds. As inflation increases, the value of the Fund's assets can decline as can the value of the Fund's distributions.

Tax risk. Income from municipal securities held by the Fund could be declared taxable because of unfavorable changes in tax laws, adverse interpretations by the Internal Revenue Service or state tax authorities, or noncompliant conduct of a bond issuer. Moreover, a portion of the Fund's otherwise exempt-interest dividends may be taxable to those shareholders subject to the federal alternative minimum tax. In addition, proposals have been made to restrict or eliminate the federal income tax exemption for interest on municipal securities, and similar proposals may be introduced in the future. Proposed "flat tax" and "value added tax" proposals could also have the effect of eliminating the tax preference for municipal securities. Some of these proposals would apply to interest on municipal securities issued before the date of enactment, which would adversely affect their value to a material degree. If such a proposal were enacted, the availability of municipal securities for investment by the Fund and the value of the Fund's portfolio would be adversely affected.

Municipal sector risk. The Fund may invest more than 25% of its total assets in municipal securities that finance, or pay interest from the revenues of, similar projects that tend to be impacted the same or similar ways by economic, business, or political developments, which would increase credit risk. For example, legislation on the financing of a project or a declining economic need for the project would likely affect all similar projects.

Risks of health care revenue bonds. The Fund may invest in health care revenue bonds. The health care sector is subject to regulatory action by a number of private and governmental agencies, including federal, state, and local governmental agencies. A major source of revenues for the health care sector is payments from the Medicare and Medicaid programs. As a result, the sector is sensitive to legislative changes and reductions in governmental spending for such programs. Numerous other factors may affect the sector, such as general economic conditions; demand for services; expenses (including malpractice insurance premiums); and competition among health care providers. In addition, various factors may adversely affect health care facility operations, including adoption of national, state and/or local health care reform measures; medical and technological advances which dramatically alter the need for health services or the way in which such services are delivered; changes in medical coverage which alter the traditional fee-for-service revenue stream; and efforts by employers, insurers and governmental agencies to reduce the costs of health care insurance and health care services.

Risks of housing revenue bonds. The Fund may invest in housing revenue bonds. Housing revenue bonds are generally issued by a state, county, city, local housing authority, or other public agency. They generally are secured by the revenues derived from mortgages purchased with the proceeds of the bond issue. It is extremely difficult to predict the supply of available mortgages to be purchased with the proceeds of an issue or the future cash flow from the underlying mortgages. Consequently, there are risks that proceeds will exceed supply, resulting in early retirement of bonds, or that homeowner repayments will create an irregular cash flow. Many factors may affect the financing of multi-family housing projects, including acceptable completion of construction, proper management, occupancy and rent levels, economic conditions, and changes to current laws and regulations.

Risks of transportation revenue bonds. The Fund may invest in transportation revenue bonds. Transportation debt may be issued to finance the construction of airports, toll roads, highways, or other transit facilities. Airport bonds are dependent on the general stability of the airline industry and on the stability of a specific carrier who uses the airport as a hub. Air traffic generally follows broader economic trends and is also affected by the price and availability of fuel. Toll road bonds are also affected by the cost and availability of fuel as well as toll levels, the presence of competing roads and the general economic health of an area. Fuel costs and availability also affect other transportation-related securities, as does the presence of alternate forms of transportation, such as public transportation.

Risks of educational revenue bonds. The Fund may invest in educational revenue bonds. These include municipal securities that are obligations of issuers which are, or which govern the operation of, schools, colleges, and universities and whose revenues are derived mainly from ad valorem taxes, or for higher education systems, from tuition, dormitory revenues, grants, and endowments. Litigation or legislation pertaining to ad valorem taxes may affect sources of funds available for the payment of school bonds. College and university obligations may be affected by the possible inability to raise tuitions and fees sufficiently to cover increased operating costs, the uncertainty of continued receipt of Federal grants and state funding, and new government or legislation or regulations which may adversely affect the revenues or costs of such issuers. In addition, student loan revenue bonds, which are generally offered by state (or substate) authorities or commissions and backed by pools of student loans, may be affected by numerous factors, including the rate of student loan defaults, seasoning of the loan portfolio, student repayment deferral periods of forbearance, potential changes in federal legislation, and state guarantee agency reimbursement.

Risks of electric utility revenue bonds. The Fund may invest in electric utility revenue bonds. The electric utilities industry has been experiencing increased competitive pressures. Additional risks associated with electric utility revenue bonds include: (a) the availability and costs of fuel; (b) the availability and costs of capital; (c) the effects of conservation on energy demand; (d) the effects of rapidly changing environmental, safety, and licensing requirements, and other federal, state and local regulations; (e) timely and sufficient rate increases; and (f) opposition to nuclear power.

Risks of gas utility revenue bonds. The Fund may invest in gas utility revenue bonds. Gas utilities are subject to the risks of supply conditions and increased competition from other providers of utility services. In addition, gas utilities are affected by gas prices, which may be magnified to the extent that a gas company enters into long-term contracts for the purchase or sale of gas at fixed prices, since such prices may change significantly and to the disadvantage of the gas utility in the open market. Gas utilities are particularly susceptible to supply and demand imbalances due to unpredictable climate conditions and other factors and are subject to regulatory risks as well.

Risks of water and sewer revenue bonds. The Fund may invest in water and sewer revenue bonds. Issuers of water and sewer bonds face public resistance to rate increases, costly environmental litigation and Federal environmental mandates. In addition, the lack of water supply due to insufficient rain, run-off, or snow pack may be a concern.

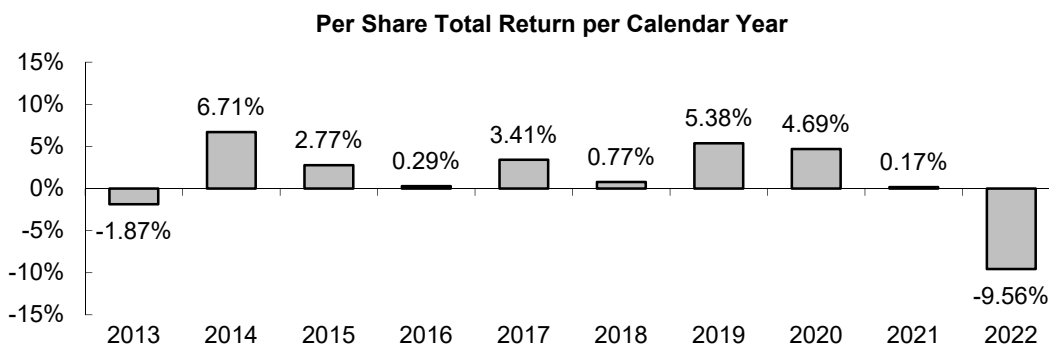
Cybersecurity risk. Cybersecurity breaches may allow an unauthorized party to gain access to Fund assets, customer data, or proprietary information, or cause the Fund and/or its service providers to suffer data corruption or lose operational functionality. The Fund's share price may decline as a result of unauthorized actions taken during a security breach or subsequent market activity in response to the security breach.

Valuation risk. The sales price the Fund could receive for any particular portfolio investment may differ from the Fund’s valuation of the investment, particularly for securities that trade in thin or volatile markets or that are valued using a fair value methodology.

Fund Performance

The following bar chart and table provide some indication of the risks of investing in the Fund. The Fund’s past performance (before and after taxes) is not necessarily an indication of how the Fund will perform in the future. Updated performance information is available at www.integrityvikingfunds.com or by calling 800-276-1262.

The bar chart below shows the variability of the Fund’s performance from year to year for Class A shares. The bar chart and highest/lowest quarterly returns that follow do not reflect sales charges, and if these charges were reflected, the returns would be less than those shown.



During the ten-year period shown in the bar chart, the highest return for a quarter was 3.30% (quarter ended December 31, 2022) and the lowest return for a quarter was -5.63% (quarter ended March 31, 2022). The Fund’s calendar year-to-date total return as of September 30, 2023 was -3.16%.

The table below shows the Fund’s average annual total returns for 1, 5, and 10 years for Class A shares, and 1 year and since inception for Class I shares, and how they compare with those of a broad measure of market performance. The return information below reflects applicable sales charges. After-tax returns are calculated using the historical highest individual federal marginal income tax rates and do not reflect the impact of state and local taxes. After-tax returns are shown for Class A shares of the Fund only; after-tax returns for Class I shares will vary. Actual after-tax returns depend on an investor’s tax situation and may differ from those shown, and after-tax returns shown are not relevant to investors who hold their Fund shares through tax-advantaged arrangements, such as 401(k) plans or individual retirement accounts (“IRAs”).

Average Annual Total Returns
(for the periods ended December 31, 2022)

	<u>1 Year</u>	<u>5 Years</u>	<u>10 Years</u>	<u>Since Inception</u>
Class A (Inception date: November 15, 1990)				
Return Before Taxes	-11.82%	-0.37%	0.92%	N/A
Return After Taxes on Distributions	-11.79%	-0.37%	0.92%	N/A
Return After Taxes on Distributions and Sale of Fund Shares	-8.57%	0.24%	1.29%	N/A
Class I (Inception date: November 1, 2017)				
Return Before Taxes	-9.24%	0.41%	N/A	0.51%
Bloomberg Barclays Capital Municipal Bond Index ⁽¹⁾ (reflects no deduction for fees, expenses, or taxes)	-8.53%	1.25%	2.13%	1.31% (Class I)

⁽¹⁾ The Bloomberg Barclays Capital Municipal Bond Index is an unmanaged index that includes investment-grade, tax-exempt, and fixed-rate bonds with maturities greater than two years selected from issues larger than \$75 million.

Management

Investment Adviser—Viking Fund Management, LLC is the Fund’s investment adviser.

Portfolio Managers—Shannon D. Radke, Senior Portfolio Manager and President of Viking Fund Management, LLC, has served as the Fund’s portfolio manager since November 2010. Josh Larson, Portfolio Manager, has served as the Fund’s portfolio manager since November 2014.

Purchase and Sale of Fund Shares

You may purchase, redeem, or exchange shares of the Fund on any business day, which is any day the New York Stock Exchange is open for business. You may purchase, redeem, or exchange shares of the Fund either through a financial advisor or directly from the Fund.

The minimum initial purchase or exchange into the Fund is \$1,000 (\$50 for accounts opened through an automatic investment plan account and \$250 for an IRA account). The minimum subsequent investment is \$50. The Fund may, however, accept investments of smaller initial or subsequent amounts at its discretion. Class I shares are not available for IRAs or employer sponsored IRAs, unless purchased through a fee-based advisory account with a financial intermediary. You may contact the Fund's transfer agent, Integrity Fund Services, LLC, by mail at PO Box 759, Minot, ND 58702, or by calling 800-601-5593.

Tax Information

Distributions of the Fund's net interest income from tax-exempt securities are generally expected to be exempt from regular federal income tax and Kansas state income tax; however, distributions derived from interest paid on certain "private activity bonds" may be subject to the federal alternative minimum tax. In addition, a portion of the Fund's distributions may be taxable as ordinary income or capital gains and subject to state and local taxes including Kansas state income tax. The tax treatment of distributions is the same whether you reinvest them in additional Fund shares or receive them in cash.

Payments to Broker-Dealers and Other Financial Intermediaries

If you purchase the Fund through a broker-dealer or other financial intermediary (such as a bank), the Fund and its related companies may pay the intermediary for the sale of Fund shares and related services. These payments may create a conflict of interest by influencing the broker-dealer or other intermediary and your salesperson to recommend the Fund over another investment. Ask your salesperson or visit your financial intermediary's Web site for more information.

MAINE MUNICIPAL FUND—FUND SUMMARY

Investment Objective

The Maine Municipal Fund (the “Fund”) seeks the highest level of current income that is exempt from federal and Maine personal income taxes and is consistent with preservation of capital.

Fees and Expenses of the Fund

This table describes the fees and expenses that you may pay if you buy, hold, and sell shares of the Fund. You may be required to pay other fees, such as brokerage commissions and/or other fees to financial intermediaries which are not reflected in the table or the example below. You may qualify for sales charge discounts with respect to purchases of Class A shares of the Fund if you and your family invest, or agree to invest in the future, at least \$50,000 in the Fund or in other funds in the Integrity/Viking family of funds. More information about these and other discounts is available from your financial professional and in “The Shares Offered—Class A Shares” and “How to Buy Shares—Investor Services” on pages 47 and 51, respectively, of the Fund’s prospectus, Appendix A of the Fund’s prospectus, and “Buying and Selling Shares” on page B-27 of the Fund’s statement of additional information.

	Class A Shares	Class I Shares
Shareholder Fees (fees paid directly from your investment)		
Maximum Sales Charge (Load) Imposed on Purchases (as a percentage of offering price)	2.50%	None
Maximum Deferred Sales Charge (Load) (as a percentage of the lesser of purchase price or redemption proceeds)	1.00%	None
Maximum Sales Charge (Load) Imposed on Reinvested Dividends	None	None
Redemption Fee Imposed (as a percentage of amount redeemed, if applicable)	None	None
Exchange Fee	None	None
Annual Fund Operating Expenses (expenses that you pay each year as a percentage of the value of your investment)		
Management Fees	0.50%	0.50%
Distribution and Service (12b-1) Fees	0.25%	None
Other Expenses	<u>0.78%</u>	<u>0.78%</u>
Total Annual Fund Operating Expenses	1.53%	1.28%
Fee Waivers and Expense Reimbursements ⁽¹⁾	<u>(0.55%)</u>	<u>(0.55%)</u>
Total Annual Fund Operating Expenses After Fee Waivers and Expense Reimbursements ⁽¹⁾	0.98%	0.73%

⁽¹⁾ The Fund’s investment adviser, Viking Fund Management, LLC (“Viking Management,” “investment manager,” or the “Adviser”), has contractually agreed to waive fees and reimburse expenses through November 29, 2024 so that Total Annual Fund Operating Expenses After Fee Waivers and Expense Reimbursements (excluding taxes, brokerage fees, commissions, extraordinary and non-recurring expenses, and acquired fund fees and expenses) do not exceed 0.98% for Class A Shares and 0.73% for Class I Shares of average daily net assets. This expense limitation agreement may only be terminated or modified prior to November 29, 2024 with the approval of the Fund’s Board of Trustees. The terms of the expense limitation agreement provide that Viking Management is entitled to recoup such amounts waived or reimbursed for a period of up to three years from the date on which Viking Management waived fees or reimbursed expenses for the Fund. The Fund will make repayments to the Adviser only if such repayment does not cause the annual Fund operating expenses (after the repayment is taken into account) to exceed both (1) the expense limitation in place when such amounts were waived and (2) the Fund’s current expense limitation.

Example—This Example is intended to help you compare the cost of investing in the Fund with the costs of investing in other mutual funds. The Example assumes that you invest \$10,000 in the Fund for the time periods indicated and then redeem all of your shares at the end of those periods. The Example also assumes that your investment has a 5% return each year, that the Fund’s operating expenses remain the same, and that the contractual expense limitation agreement remains in place for the first year. Although your actual costs may be higher or lower, based on these assumptions your costs would be:

1 Year		3 Years		5 Years		10 Years	
Class A	Class I	Class A	Class I	Class A	Class I	Class A	Class I
\$347	\$75	\$669	\$352	\$1,013	\$649	\$1,982	\$1,497

Portfolio Turnover—The Fund pays transaction costs, such as commissions, when it buys and sells securities (or “turns over” its portfolio). A higher portfolio turnover rate may indicate higher transaction costs and may result in higher taxes when Fund shares are held in a taxable account. These costs, which are not reflected in annual fund operating expenses or in the Example, affect the Fund’s performance. During the most recent fiscal period, the Fund’s portfolio turnover rate was 0.00% of the average value of its portfolio.

Principal Investment Strategies

To pursue its objective, the Fund normally invests at least 80% of its net assets (including any borrowings for investment purposes) in municipal securities that pay interest free from (a) federal income taxes, including the federal alternative minimum tax, and (b) Maine personal income taxes.

Municipal bonds are debt securities issued by or on behalf of states, territories, and possessions of the United States and their political subdivisions, agencies, authorities, and instrumentalities. The two general classifications of municipal bonds are “general obligation” and “revenue” bonds. General obligation bonds are secured by the issuer’s pledge of its faith, credit, and taxing power for the payment of principal and interest. Revenue bonds are payable only from the revenues derived from a particular facility or class of facilities or, in some cases, from the proceeds of a special excise tax or other specific revenue source.

The investment manager actively manages the Fund’s portfolio by selecting securities that it believes will provide the best balance between risk and return within the Fund’s range of allowable investments. The investment manager will consider selling a security with deteriorating credit or limited upside potential compared to other available bonds.

The Fund may invest up to 30% of its net assets in U.S. territorial obligations (including qualifying obligations of Puerto Rico, the U.S. Virgin Islands, and Guam), the interest on which is exempt from federal and Maine personal income taxes. The Fund may invest up to 20% of its net assets in private activity bonds (which are revenue bonds that finance privately operated facilities), the interest on which is a tax preference item for purposes of the federal alternative minimum tax.

The Fund may invest more than 25% of its net assets in municipal securities that finance similar types of projects, such as education, healthcare, housing, industrial development, transportation, utilities, or pollution control. Economic, business, political, or other changes can affect all securities of a similar type.

All of the municipal securities in which the Fund invests are rated investment grade (BBB- or higher) at the time of purchase by a nationally recognized statistical rating service such as S&P Global Ratings or Moody’s Investors Service, Inc. or are of comparable quality as determined by the Fund’s investment manager. If, subsequent to the purchase of a municipal security, the rating of a municipal security falls below investment grade, the Fund will not be required to dispose of the security.

Under normal circumstances, the Fund will maintain an average stated maturity at between five and twenty-five years.

The Fund is non-diversified and therefore may invest a greater percentage of its assets in securities of a more limited number of issuers compared to a diversified mutual fund.

Principal Risks

As with all mutual funds, there is the risk that you could lose money through your investment in the Fund. Many factors affect the Fund’s net asset value and performance. An investment in the Fund is not a deposit of a bank and is not insured or guaranteed by the Federal Deposit Insurance Corporation or any other government agency.

General market risk. There is no assurance that the Fund will meet its investment objective. The prices of the securities in which the Fund invests may fluctuate as a result of market factors such as interest rates, credit spreads, or commodity prices, and the Fund’s share price and the value of your investment may change. Since the value of the Fund’s shares can go up or down, it is possible to lose money by investing in the Fund.

Non-diversified fund risk. Because a relatively high percentage of the Fund’s assets may be invested in the securities of a limited number of issuers, the Fund’s portfolio may be more susceptible to any single event impacting the market value and returns of any one issuer than a diversified fund.

Municipal securities risk. The values of municipal securities may be adversely affected by a number of factors, including adverse tax, legislative, political, or interest rate changes, general economic and market conditions, and the financial condition of the issuers of municipal securities.

Single state risks. Because the Fund invests primarily in the municipal securities of Maine, it is particularly susceptible to any economic, political, or regulatory developments affecting a particular issuer or issuers of the Maine municipal securities in which it invests. Investing primarily in issues of a single state makes the Fund more sensitive to risks specific to the state. To the extent it invests a significant portion of its assets in the municipal securities of U.S. territories and possessions, the Fund will also be more sensitive to risks specific to such U.S. territories and possessions. In recent years, certain municipal bond issuers in Puerto Rico have been experiencing financial difficulties and rating agency downgrades.

Interest rate risk. Interest rate risk is the risk that debt securities will decline in value because of changes in interest rates. As nominal interest rates rise, the value of certain debt securities held by the Fund is likely to decrease. Debt securities with longer maturities tend to be more sensitive to changes in interest rates, usually making them more volatile than securities with shorter maturities.

Income risk. The income from the Fund's portfolio may decline because of falling market interest rates. This can result when the Fund invests the proceeds from new share sales, or from matured or called bonds, at market rates that are below the portfolio's current earnings rate.

Liquidity risk. Liquidity risk is the risk that the Fund may not be able to sell a holding in a timely manner at a desired price. Liquidity risk may result from the lack of an active market, the reduced number of traditional market participants, or the reduced capacity of traditional market participants to make a market in securities. The secondary market for certain municipal securities tends to be less developed and liquid than many other securities markets, which may adversely affect the Fund's ability to sell such municipal securities at attractive prices. Moreover, inventories of municipal securities held by brokers and dealers have decreased in recent years, lessening their ability to make a market in these securities. This reduction in market making capacity has the potential to decrease the Fund's ability to buy or sell bonds, and may increase bond price volatility and trading costs, particularly during periods of economic or market stress. As a result, the Fund may be forced to accept a lower price to sell a security, to sell other securities to raise cash, or to give up an investment opportunity, any of which could have a negative effect on performance. If the Fund needed to sell large blocks of securities to raise cash (such as to meet heavy shareholder redemptions), those sales could further reduce the securities' prices and hurt performance.

Maturity risk. Generally, longer-term securities are more susceptible to changes in value as a result of interest rate changes than are shorter-term securities.

Credit risk. Credit risk is the possibility that an issuer will be unable to make interest payments or repay principal. Changes in an issuer's financial strength or in a security's credit rating may affect its value. Securities supported by insurance or other credit enhancements also have the credit risk of the entity providing the insurance or other credit support. Changes in the credit quality of the insurer or other credit provider could affect the value of the security and the Fund's share price. Not all securities are rated. In the event that rating agencies assign different ratings to the same security, the Fund's investment manager will determine which rating it believes best reflects the security's quality and risk at that time. Credit risks associated with certain particular classifications of municipal securities include:

General Obligation Bonds-Timely payments depend on the issuer's credit quality, ability to raise tax revenues, and ability to maintain an adequate tax base.

Revenue Bonds-Payments depend on the money earned by the particular facility or class of facilities, or the amount of revenues derived from another source.

Private Activity Bonds-Municipalities and other public authorities issue private activity bonds to finance development of facilities for use by a private enterprise. The private enterprise pays the principal and interest on the bond, and the issuer does not pledge its full faith, credit, and taxing power for repayment.

Municipal insurance risk. The Fund's investments may include investments in insured municipal securities. Municipal security insurance does not guarantee the value of either individual municipal securities or of shares of the Fund. In addition, a municipal security insurance policy generally will not cover: (i) repayment of a municipal security before maturity (redemption), (ii) prepayment or payment of an acceleration premium (except for a mandatory sinking fund redemption) or any other provision of a bond indenture that advances the maturity of the bond or (iii) nonpayment of principal or interest caused by negligence or bankruptcy of the paying agent. A mandatory sinking fund redemption may be a provision of a municipal security issue whereby part of the municipal security issue may be retired before maturity. Downgrades and withdrawal of ratings from insurers of municipal securities have substantially limited the availability of insurance sought by issuers of municipal securities thereby reducing the supply of insured municipal securities. Because of the consolidation among insurers of municipal securities, to the extent that the Fund invests in insured municipal securities, it is subject to the risk that credit risk may be concentrated among fewer insurers and the risk that events involving one or more insurers could have a significant adverse effect on the value of the securities insured by an insurer and on the municipal markets as a whole.

Call risk. Call risk is the likelihood that a security will be prepaid (or "called") before maturity. An issuer is more likely to call its bonds when interest rates are falling, because the issuer can issue new bonds with lower interest payments. If a bond is called, the Fund may have to replace it with a lower-yielding security.

Extension risk. Extension risk is the risk that an issuer will exercise its right to pay principal on an obligation held by the Fund later than expected. This may happen during a period of rising interest rates. Under these circumstances, the value of the obligation will decrease and the Fund will suffer from the inability to invest in higher yielding securities.

Portfolio strategy risk. The investment manager's skill in choosing appropriate investments for the Fund will determine in part the Fund's ability to achieve its investment objective.

Inflation risk. There is a possibility that the rising prices of goods and services may have the effect of offsetting a Fund's real return. This is likely to have a greater impact on the returns of bond funds and money market funds, which historically have had more modest returns in comparison to equity funds. As inflation increases, the value of the Fund's assets can decline as can the value of the Fund's distributions.

Tax risk. Income from municipal securities held by the Fund could be declared taxable because of unfavorable changes in tax laws, adverse interpretations by the Internal Revenue Service or state tax authorities, or noncompliant conduct of a bond issuer. Moreover, a portion of the Fund's otherwise exempt-interest dividends may be taxable to those shareholders subject to the federal alternative minimum tax. In addition, proposals have been made to restrict or eliminate the federal income tax exemption for interest on municipal securities, and similar proposals may be introduced in the future. Proposed "flat tax" and "value added tax" proposals could also have the effect of eliminating the tax preference for municipal securities. Some of these proposals would apply to interest on municipal securities issued before the date of enactment, which would adversely affect their value to a material degree. If such a proposal were enacted, the availability of municipal securities for investment by the Fund and the value of the Fund's portfolio would be adversely affected.

Municipal sector risk. The Fund may invest more than 25% of its total assets in municipal securities that finance, or pay interest from the revenues of, similar projects that tend to be impacted the same or similar ways by economic, business, or political developments, which would increase credit risk. For example, legislation on the financing of a project or a declining economic need for the project would likely affect all similar projects.

Risks of health care revenue bonds. The Fund may invest in health care revenue bonds. The health care sector is subject to regulatory action by a number of private and governmental agencies, including federal, state, and local governmental agencies. A major source of revenues for the health care sector is payments from the Medicare and Medicaid programs. As a result, the sector is sensitive to legislative changes and reductions in governmental spending for such programs. Numerous other factors may affect the sector, such as general economic conditions; demand for services; expenses (including malpractice insurance premiums); and competition among health care providers. In addition, various factors may adversely affect health care facility operations, including adoption of national, state and/or local health care reform measures; medical and technological advances which dramatically alter the need for health services or the way in which such services are delivered; changes in medical coverage which alter the traditional fee-for-service revenue stream; and efforts by employers, insurers and governmental agencies to reduce the costs of health care insurance and health care services.

Risks of housing revenue bonds. The Fund may invest in housing revenue bonds. Housing revenue bonds are generally issued by a state, county, city, local housing authority, or other public agency. They generally are secured by the revenues derived from mortgages purchased with the proceeds of the bond issue. It is extremely difficult to predict the supply of available mortgages to be purchased with the proceeds of an issue or the future cash flow from the underlying mortgages. Consequently, there are risks that proceeds will exceed supply, resulting in early retirement of bonds, or that homeowner repayments will create an irregular cash flow. Many factors may affect the financing of multi-family housing projects, including acceptable completion of construction, proper management, occupancy and rent levels, economic conditions, and changes to current laws and regulations.

Risks of transportation revenue bonds. The Fund may invest in transportation revenue bonds. Transportation debt may be issued to finance the construction of airports, toll roads, highways, or other transit facilities. Airport bonds are dependent on the general stability of the airline industry and on the stability of a specific carrier who uses the airport as a hub. Air traffic generally follows broader economic trends and is also affected by the price and availability of fuel. Toll road bonds are also affected by the cost and availability of fuel as well as toll levels, the presence of competing roads and the general economic health of an area. Fuel costs and availability also affect other transportation-related securities, as does the presence of alternate forms of transportation, such as public transportation.

Risks of educational revenue bonds. The Fund may invest in educational revenue bonds. These include municipal securities that are obligations of issuers which are, or which govern the operation of, schools, colleges, and universities and whose revenues are derived mainly from ad valorem taxes, or for higher education systems, from tuition, dormitory revenues, grants, and endowments. Litigation or legislation pertaining to ad valorem taxes may affect sources of funds available for the payment of school bonds. College and university obligations may be affected by the possible inability to raise tuitions and fees sufficiently to cover increased operating costs, the uncertainty of continued receipt of Federal grants and state funding, and new government or legislation or regulations which may adversely affect the revenues or costs of such issuers. In addition, student loan revenue bonds, which are generally offered by state (or substate) authorities or commissions and backed by pools of student loans, may be affected by numerous factors, including the rate of student loan defaults, seasoning of the loan portfolio, student repayment deferral periods of forbearance, potential changes in federal legislation, and state guarantee agency reimbursement.

Risks of electric utility revenue bonds. The Fund may invest in electric utility revenue bonds. The electric utilities industry has been experiencing increased competitive pressures. Additional risks associated with electric utility revenue bonds include: (a) the availability and costs of fuel; (b) the availability and costs of capital; (c) the effects of conservation on energy demand; (d) the effects of rapidly changing environmental, safety, and licensing requirements, and other federal, state and local regulations; (e) timely and sufficient rate increases; and (f) opposition to nuclear power.

Risks of gas utility revenue bonds. The Fund may invest in gas utility revenue bonds. Gas utilities are subject to the risks of supply conditions and increased competition from other providers of utility services. In addition, gas utilities are affected by gas prices, which may be magnified to the extent that a gas company enters into long-term contracts for the purchase or sale of gas at fixed prices, since

such prices may change significantly and to the disadvantage of the gas utility in the open market. Gas utilities are particularly susceptible to supply and demand imbalances due to unpredictable climate conditions and other factors and are subject to regulatory risks as well.

Risks of water and sewer revenue bonds. The Fund may invest in water and sewer revenue bonds. Issuers of water and sewer bonds face public resistance to rate increases, costly environmental litigation and Federal environmental mandates. In addition, the lack of water supply due to insufficient rain, run-off, or snow pack may be a concern.

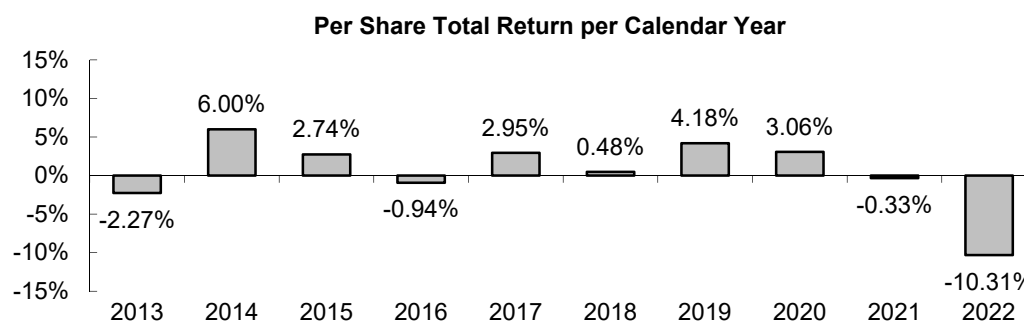
Cybersecurity risk. Cybersecurity breaches may allow an unauthorized party to gain access to Fund assets, customer data, or proprietary information, or cause the Fund and/or its service providers to suffer data corruption or lose operational functionality. The Fund's share price may decline as a result of unauthorized actions taken during a security breach or subsequent market activity in response to the security breach.

Valuation risk. The sales price the Fund could receive for any particular portfolio investment may differ from the Fund's valuation of the investment, particularly for securities that trade in thin or volatile markets or that are valued using a fair value methodology.

Fund Performance

The following bar chart and table provide some indication of the risks of investing in the Fund. The Fund's past performance (before and after taxes) is not necessarily an indication of how the Fund will perform in the future. Updated performance information is available at www.integrityvikingfunds.com or by calling 800-276-1262.

The bar chart below shows the variability of the Fund's performance from year to year for Class A shares. The bar chart and highest/lowest quarterly returns that follow do not reflect sales charges, and if these charges were reflected, the returns would be less than those shown.



During the ten-year period shown in the bar chart, the highest return for a quarter was 2.80% (quarter ended December 31, 2022) and the lowest return for a quarter was -5.55% (quarter ended March 31, 2022). The Fund's calendar year-to-date total return as of September 30, 2023 was -1.89%.

The table below shows the Fund's average annual total returns for 1, 5, and 10 years for Class A shares, and 1 year and since inception for Class I shares, and how they compare with those of a broad measure of market performance. The return information below reflects applicable sales charges. After-tax returns are calculated using the historical highest individual federal marginal income tax rates and do not reflect the impact of state and local taxes. After-tax returns are shown for Class A shares of the Fund only; after-tax returns for Class I shares will vary. Actual after-tax returns depend on an investor's tax situation and may differ from those shown, and after-tax returns shown are not relevant to investors who hold their Fund shares through tax-advantaged arrangements, such as 401(k) plans or individual retirement accounts ("IRAs").

Average Annual Total Returns
(for the periods ended December 31, 2022)

	<u>1 Year</u>	<u>5 Years</u>	<u>10 Years</u>	<u>Since Inception</u>
Class A (Inception date: December 5, 1991)				
Return Before Taxes	-12.59%	-1.23%	0.20%	N/A
Return After Taxes on Distributions	-12.57%	-1.23%	0.20%	N/A
Return After Taxes on Distributions and Sale of Fund Shares	-9.16%	-0.44%	0.69%	N/A
Class I (Inception date: November 1, 2017)				
Return Before Taxes	-10.17%	-0.48%	N/A	-0.40%
Bloomberg Barclays Capital Municipal Bond Index ⁽¹⁾ (reflects no deduction for fees, expenses, or taxes)	-8.53%	1.25%	2.13%	1.31% (Class I)

⁽¹⁾ The Bloomberg Barclays Capital Municipal Bond Index is an unmanaged index that includes investment-grade, tax-exempt, and fixed-rate bonds with maturities greater than two years selected from issues larger than \$75 million.

Management

Investment Adviser—Viking Fund Management, LLC is the Fund’s investment adviser.

Portfolio Managers—Shannon D. Radke, Senior Portfolio Manager and President of Viking Fund Management, LLC, has served as the Fund’s portfolio manager since November 2010. Josh Larson, Portfolio Manager, has served as the Fund’s portfolio manager since November 2014.

Purchase and Sale of Fund Shares

You may purchase, redeem, or exchange shares of the Fund on any business day, which is any day the New York Stock Exchange is open for business. You may purchase, redeem, or exchange shares of the Fund either through a financial advisor or directly from the Fund.

The minimum initial purchase or exchange into the Fund is \$1,000 (\$50 for accounts opened through an automatic investment plan account and \$250 for an IRA account). The minimum subsequent investment is \$50. The Fund may, however, accept investments of smaller initial or subsequent amounts at its discretion. Class I shares are not available for IRAs or employer sponsored IRAs, unless purchased through a fee-based advisory account with a financial intermediary. You may contact the Fund’s transfer agent, Integrity Fund Services, LLC, by mail at PO Box 759, Minot, ND 58702, or by calling 800-601-5593.

Tax Information

Distributions of the Fund’s net interest income from tax-exempt securities are generally expected to be exempt from regular federal income tax and Maine state income tax; however, distributions derived from interest paid on certain “private activity bonds” may be subject to the federal alternative minimum tax. In addition, a portion of the Fund’s distributions may be taxable as ordinary income or capital gains and subject to state and local taxes including Maine state income tax. The tax treatment of distributions is the same whether you reinvest them in additional Fund shares or receive them in cash.

Payments to Broker-Dealers and Other Financial Intermediaries

If you purchase the Fund through a broker-dealer or other financial intermediary (such as a bank), the Fund and its related companies may pay the intermediary for the sale of Fund shares and related services. These payments may create a conflict of interest by influencing the broker-dealer or other intermediary and your salesperson to recommend the Fund over another investment. Ask your salesperson or visit your financial intermediary’s Web site for more information.

NEBRASKA MUNICIPAL FUND—FUND SUMMARY

Investment Objective

The Nebraska Municipal Fund (the “Fund”) seeks the highest level of current income that is exempt from federal and Nebraska personal income taxes and is consistent with preservation of capital.

Fees and Expenses of the Fund

This table describes the fees and expenses that you may pay if you buy, hold, and sell shares of the Fund. You may be required to pay other fees, such as brokerage commissions and/or other fees to financial intermediaries which are not reflected in the table or the example below. You may qualify for sales charge discounts with respect to purchases of Class A shares of the Fund if you and your family invest, or agree to invest in the future, at least \$50,000 in the Fund or in other funds in the Integrity/Viking family of funds. More information about these and other discounts is available from your financial professional and in “The Shares Offered—Class A Shares” and “How to Buy Shares—Investor Services” on pages 47 and 51, respectively, of the Fund’s prospectus, Appendix A of the Fund’s prospectus, and “Buying and Selling Shares” on page B-27 of the Fund’s statement of additional information.

	Class A Shares	Class I Shares
Shareholder Fees (fees paid directly from your investment)		
Maximum Sales Charge (Load) Imposed on Purchases (as a percentage of offering price)	2.50%	None
Maximum Deferred Sales Charge (Load) (as a percentage of the lesser of purchase price or redemption proceeds)	1.00%	None
Maximum Sales Charge (Load) Imposed on Reinvested Dividends	None	None
Redemption Fee Imposed (as a percentage of amount redeemed, if applicable)	None	None
Exchange Fee	None	None
Annual Fund Operating Expenses (expenses that you pay each year as a percentage of the value of your investment)		
Management Fees	0.50%	0.50%
Distribution and Service (12b-1) Fees	0.25%	None
Other Expenses	0.45%	0.45%
Total Annual Fund Operating Expenses	1.20%	0.95%
Fee Waivers and Expense Reimbursements ⁽¹⁾	(0.22%)	(0.22%)
Total Annual Fund Operating Expenses After Fee Waivers and Expense Reimbursements ⁽¹⁾	0.98%	0.73%

⁽¹⁾ The Fund’s investment adviser, Viking Fund Management, LLC (“Viking Management,” “investment manager,” or the “Adviser”), has contractually agreed to waive fees and reimburse expenses through November 29, 2024 so that Total Annual Fund Operating Expenses After Fee Waivers and Expense Reimbursements (excluding taxes, brokerage fees, commissions, extraordinary and non-recurring expenses, and acquired fund fees and expenses) do not exceed 0.98% for Class A Shares and 0.73% for Class I Shares of average daily net assets. This expense limitation agreement may only be terminated or modified prior to November 29, 2024 with the approval of the Fund’s Board of Trustees. The terms of the expense limitation agreement provide that Viking Management is entitled to recoup such amounts waived or reimbursed for a period of up to three years from the date on which Viking Management waived fees or reimbursed expenses for the Fund. The Fund will make repayments to the Adviser only if such repayment does not cause the annual Fund operating expenses (after the repayment is taken into account) to exceed both (1) the expense limitation in place when such amounts were waived and (2) the Fund’s current expense limitation.

Example—This Example is intended to help you compare the cost of investing in the Fund with the costs of investing in other mutual funds. The Example assumes that you invest \$10,000 in the Fund for the time periods indicated and then redeem all of your shares at the end of those periods. The Example also assumes that your investment has a 5% return each year, that the Fund’s operating expenses remain the same, and that the contractual expense limitation agreement remains in place for the first year. Although your actual costs may be higher or lower, based on these assumptions your costs would be:

1 Year		3 Years		5 Years		10 Years	
Class A	Class I	Class A	Class I	Class A	Class I	Class A	Class I
\$347	\$75	\$600	\$281	\$873	\$504	\$1,649	\$1,146

Portfolio Turnover—The Fund pays transaction costs, such as commissions, when it buys and sells securities (or “turns over” its portfolio). A higher portfolio turnover rate may indicate higher transaction costs and may result in higher taxes when Fund shares are held in a taxable account. These costs, which are not reflected in annual fund operating expenses or in the Example, affect the Fund’s performance. During the most recent fiscal period, the Fund’s portfolio turnover rate was 19.33% of the average value of its portfolio.

Principal Investment Strategies

To pursue its objective, the Fund normally invests at least 80% of its net assets (including any borrowings for investment purposes) in municipal securities that pay interest free from (a) federal income taxes, including the federal alternative minimum tax, and (b) Nebraska personal income taxes.

Municipal bonds are debt securities issued by or on behalf of states, territories, and possessions of the United States and their political subdivisions, agencies, authorities, and instrumentalities. The two general classifications of municipal bonds are “general obligation” and “revenue” bonds. General obligation bonds are secured by the issuer’s pledge of its faith, credit, and taxing power for the payment of principal and interest. Revenue bonds are payable only from the revenues derived from a particular facility or class of facilities or, in some cases, from the proceeds of a special excise tax or other specific revenue source.

The investment manager actively manages the Fund’s portfolio by selecting securities that it believes will provide the best balance between risk and return within the Fund’s range of allowable investments. The investment manager will consider selling a security with deteriorating credit or limited upside potential compared to other available bonds.

The Fund may invest up to 30% of its net assets in U.S. territorial obligations (including qualifying obligations of Puerto Rico, the U.S. Virgin Islands, and Guam), the interest on which is exempt from federal and Nebraska personal income taxes. The Fund may invest up to 20% of its net assets in private activity bonds (which are revenue bonds that finance privately operated facilities), the interest on which is a tax preference item for purposes of the federal alternative minimum tax.

The Fund may invest more than 25% of its net assets in municipal securities that finance similar types of projects, such as education, healthcare, housing, industrial development, transportation, utilities, or pollution control. Economic, business, political, or other changes can affect all securities of a similar type.

All of the municipal securities in which the Fund invests are rated investment grade (BBB- or higher) at the time of purchase by a nationally recognized statistical rating service such as S&P Global Ratings or Moody’s Investors Service, Inc. or are of comparable quality as determined by the Fund’s investment manager. If, subsequent to the purchase of a municipal security, the rating of a municipal security falls below investment grade, the Fund will not be required to dispose of the security.

Under normal circumstances, the Fund will maintain an average stated maturity at between five and twenty-five years.

The Fund is non-diversified and therefore may invest a greater percentage of its assets in securities of a more limited number of issuers compared to a diversified mutual fund.

Principal Risks

As with all mutual funds, there is the risk that you could lose money through your investment in the Fund. Many factors affect the Fund’s net asset value and performance. An investment in the Fund is not a deposit of a bank and is not insured or guaranteed by the Federal Deposit Insurance Corporation or any other government agency.

General market risk. There is no assurance that the Fund will meet its investment objective. The prices of the securities in which the Fund invests may fluctuate as a result of market factors such as interest rates, credit spreads, or commodity prices, and the Fund’s share price and the value of your investment may change. Since the value of the Fund’s shares can go up or down, it is possible to lose money by investing in the Fund.

Non-diversified fund risk. Because a relatively high percentage of the Fund’s assets may be invested in the securities of a limited number of issuers, the Fund’s portfolio may be more susceptible to any single event impacting the market value and returns of any one issuer than a diversified fund.

Municipal securities risk. The values of municipal securities may be adversely affected by a number of factors, including adverse tax, legislative, political, or interest rate changes, general economic and market conditions, and the financial condition of the issuers of municipal securities.

Single state risks. Because the Fund invests primarily in the municipal securities of Nebraska, it is particularly susceptible to any economic, political, or regulatory developments affecting a particular issuer or issuers of the Nebraska municipal securities in which it invests. Investing primarily in issues of a single state makes the Fund more sensitive to risks specific to the state. To the extent it invests a significant portion of its assets in the municipal securities of U.S. territories and possessions, the Fund will also be more sensitive to risks specific to such U.S. territories and possessions. In recent years, certain municipal bond issuers in Puerto Rico have been experiencing financial difficulties and rating agency downgrades.

Interest rate risk. Interest rate risk is the risk that debt securities will decline in value because of changes in interest rates. As nominal interest rates rise, the value of certain debt securities held by the Fund is likely to decrease. Debt securities with longer maturities tend to be more sensitive to changes in interest rates, usually making them more volatile than securities with shorter maturities.

Income risk. The income from the Fund's portfolio may decline because of falling market interest rates. This can result when the Fund invests the proceeds from new share sales, or from matured or called bonds, at market rates that are below the portfolio's current earnings rate.

Liquidity risk. Liquidity risk is the risk that the Fund may not be able to sell a holding in a timely manner at a desired price. Liquidity risk may result from the lack of an active market, the reduced number of traditional market participants, or the reduced capacity of traditional market participants to make a market in securities. The secondary market for certain municipal securities tends to be less developed and liquid than many other securities markets, which may adversely affect the Fund's ability to sell such municipal securities at attractive prices. Moreover, inventories of municipal securities held by brokers and dealers have decreased in recent years, lessening their ability to make a market in these securities. This reduction in market making capacity has the potential to decrease the Fund's ability to buy or sell bonds, and may increase bond price volatility and trading costs, particularly during periods of economic or market stress. As a result, the Fund may be forced to accept a lower price to sell a security, to sell other securities to raise cash, or to give up an investment opportunity, any of which could have a negative effect on performance. If the Fund needed to sell large blocks of securities to raise cash (such as to meet heavy shareholder redemptions), those sales could further reduce the securities' prices and hurt performance.

Maturity risk. Generally, longer-term securities are more susceptible to changes in value as a result of interest rate changes than are shorter-term securities.

Credit risk. Credit risk is the possibility that an issuer will be unable to make interest payments or repay principal. Changes in an issuer's financial strength or in a security's credit rating may affect its value. Securities supported by insurance or other credit enhancements also have the credit risk of the entity providing the insurance or other credit support. Changes in the credit quality of the insurer or other credit provider could affect the value of the security and the Fund's share price. Not all securities are rated. In the event that rating agencies assign different ratings to the same security, the Fund's investment manager will determine which rating it believes best reflects the security's quality and risk at that time. Credit risks associated with certain particular classifications of municipal securities include:

General Obligation Bonds-Timely payments depend on the issuer's credit quality, ability to raise tax revenues, and ability to maintain an adequate tax base.

Revenue Bonds-Payments depend on the money earned by the particular facility or class of facilities, or the amount of revenues derived from another source.

Private Activity Bonds-Municipalities and other public authorities issue private activity bonds to finance development of facilities for use by a private enterprise. The private enterprise pays the principal and interest on the bond, and the issuer does not pledge its full faith, credit, and taxing power for repayment.

Municipal insurance risk. The Fund's investments may include investments in insured municipal securities. Municipal security insurance does not guarantee the value of either individual municipal securities or of shares of the Fund. In addition, a municipal security insurance policy generally will not cover: (i) repayment of a municipal security before maturity (redemption), (ii) prepayment or payment of an acceleration premium (except for a mandatory sinking fund redemption) or any other provision of a bond indenture that advances the maturity of the bond or (iii) nonpayment of principal or interest caused by negligence or bankruptcy of the paying agent. A mandatory sinking fund redemption may be a provision of a municipal security issue whereby part of the municipal security issue may be retired before maturity. Downgrades and withdrawal of ratings from insurers of municipal securities have substantially limited the availability of insurance sought by issuers of municipal securities thereby reducing the supply of insured municipal securities. Because of the consolidation among insurers of municipal securities, to the extent that the Fund invests in insured municipal securities, it is subject to the risk that credit risk may be concentrated among fewer insurers and the risk that events involving one or more insurers could have a significant adverse effect on the value of the securities insured by an insurer and on the municipal markets as a whole.

Call risk. Call risk is the likelihood that a security will be prepaid (or "called") before maturity. An issuer is more likely to call its bonds when interest rates are falling, because the issuer can issue new bonds with lower interest payments. If a bond is called, the Fund may have to replace it with a lower-yielding security.

Extension risk. Extension risk is the risk that an issuer will exercise its right to pay principal on an obligation held by the Fund later than expected. This may happen during a period of rising interest rates. Under these circumstances, the value of the obligation will decrease and the Fund will suffer from the inability to invest in higher yielding securities.

Portfolio strategy risk. The investment manager's skill in choosing appropriate investments for the Fund will determine in part the Fund's ability to achieve its investment objective.

Inflation risk. There is a possibility that the rising prices of goods and services may have the effect of offsetting a Fund's real return. This is likely to have a greater impact on the returns of bond funds and money market funds, which historically have had more modest returns in comparison to equity funds. As inflation increases, the value of the Fund's assets can decline as can the value of the Fund's distributions.

Tax risk. Income from municipal securities held by the Fund could be declared taxable because of unfavorable changes in tax laws, adverse interpretations by the Internal Revenue Service or state tax authorities, or noncompliant conduct of a bond issuer. Moreover, a portion of the Fund's otherwise exempt-interest dividends may be taxable to those shareholders subject to the federal alternative minimum tax. In addition, proposals have been made to restrict or eliminate the federal income tax exemption for interest on municipal securities, and similar proposals may be introduced in the future. Proposed "flat tax" and "value added tax" proposals could also have the effect of eliminating the tax preference for municipal securities. Some of these proposals would apply to interest on municipal securities issued before the date of enactment, which would adversely affect their value to a material degree. If such a proposal were enacted, the availability of municipal securities for investment by the Fund and the value of the Fund's portfolio would be adversely affected.

Municipal sector risk. The Fund may invest more than 25% of its total assets in municipal securities that finance, or pay interest from the revenues of, similar projects that tend to be impacted the same or similar ways by economic, business, or political developments, which would increase credit risk. For example, legislation on the financing of a project or a declining economic need for the project would likely affect all similar projects.

Risks of health care revenue bonds. The Fund may invest in health care revenue bonds. The health care sector is subject to regulatory action by a number of private and governmental agencies, including federal, state, and local governmental agencies. A major source of revenues for the health care sector is payments from the Medicare and Medicaid programs. As a result, the sector is sensitive to legislative changes and reductions in governmental spending for such programs. Numerous other factors may affect the sector, such as general economic conditions; demand for services; expenses (including malpractice insurance premiums); and competition among health care providers. In addition, various factors may adversely affect health care facility operations, including adoption of national, state and/or local health care reform measures; medical and technological advances which dramatically alter the need for health services or the way in which such services are delivered; changes in medical coverage which alter the traditional fee-for-service revenue stream; and efforts by employers, insurers and governmental agencies to reduce the costs of health care insurance and health care services.

Risks of housing revenue bonds. The Fund may invest in housing revenue bonds. Housing revenue bonds are generally issued by a state, county, city, local housing authority, or other public agency. They generally are secured by the revenues derived from mortgages purchased with the proceeds of the bond issue. It is extremely difficult to predict the supply of available mortgages to be purchased with the proceeds of an issue or the future cash flow from the underlying mortgages. Consequently, there are risks that proceeds will exceed supply, resulting in early retirement of bonds, or that homeowner repayments will create an irregular cash flow. Many factors may affect the financing of multi-family housing projects, including acceptable completion of construction, proper management, occupancy and rent levels, economic conditions, and changes to current laws and regulations.

Risks of transportation revenue bonds. The Fund may invest in transportation revenue bonds. Transportation debt may be issued to finance the construction of airports, toll roads, highways, or other transit facilities. Airport bonds are dependent on the general stability of the airline industry and on the stability of a specific carrier who uses the airport as a hub. Air traffic generally follows broader economic trends and is also affected by the price and availability of fuel. Toll road bonds are also affected by the cost and availability of fuel as well as toll levels, the presence of competing roads and the general economic health of an area. Fuel costs and availability also affect other transportation-related securities, as does the presence of alternate forms of transportation, such as public transportation.

Risks of educational revenue bonds. The Fund may invest in educational revenue bonds. These include municipal securities that are obligations of issuers which are, or which govern the operation of, schools, colleges, and universities and whose revenues are derived mainly from ad valorem taxes, or for higher education systems, from tuition, dormitory revenues, grants, and endowments. Litigation or legislation pertaining to ad valorem taxes may affect sources of funds available for the payment of school bonds. College and university obligations may be affected by the possible inability to raise tuitions and fees sufficiently to cover increased operating costs, the uncertainty of continued receipt of Federal grants and state funding, and new government or legislation or regulations which may adversely affect the revenues or costs of such issuers. In addition, student loan revenue bonds, which are generally offered by state (or substate) authorities or commissions and backed by pools of student loans, may be affected by numerous factors, including the rate of student loan defaults, seasoning of the loan portfolio, student repayment deferral periods of forbearance, potential changes in federal legislation, and state guarantee agency reimbursement.

Risks of electric utility revenue bonds. The Fund may invest in electric utility revenue bonds. The electric utilities industry has been experiencing increased competitive pressures. Additional risks associated with electric utility revenue bonds include: (a) the availability and costs of fuel; (b) the availability and costs of capital; (c) the effects of conservation on energy demand; (d) the effects of rapidly changing environmental, safety, and licensing requirements, and other federal, state and local regulations; (e) timely and sufficient rate increases; and (f) opposition to nuclear power.

Risks of gas utility revenue bonds. The Fund may invest in gas utility revenue bonds. Gas utilities are subject to the risks of supply conditions and increased competition from other providers of utility services. In addition, gas utilities are affected by gas prices, which may be magnified to the extent that a gas company enters into long-term contracts for the purchase or sale of gas at fixed prices, since

such prices may change significantly and to the disadvantage of the gas utility in the open market. Gas utilities are particularly susceptible to supply and demand imbalances due to unpredictable climate conditions and other factors and are subject to regulatory risks as well.

Risks of water and sewer revenue bonds. The Fund may invest in water and sewer revenue bonds. Issuers of water and sewer bonds face public resistance to rate increases, costly environmental litigation and Federal environmental mandates. In addition, the lack of water supply due to insufficient rain, run-off, or snow pack may be a concern.

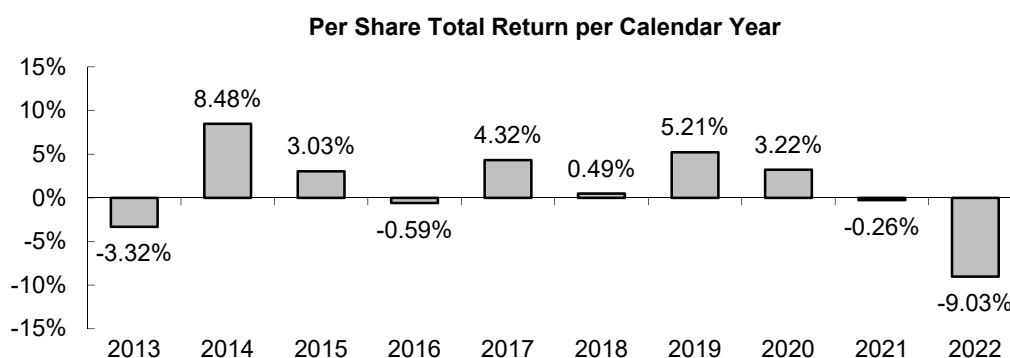
Cybersecurity risk. Cybersecurity breaches may allow an unauthorized party to gain access to Fund assets, customer data, or proprietary information, or cause the Fund and/or its service providers to suffer data corruption or lose operational functionality. The Fund's share price may decline as a result of unauthorized actions taken during a security breach or subsequent market activity in response to the security breach.

Valuation risk. The sales price the Fund could receive for any particular portfolio investment may differ from the Fund's valuation of the investment, particularly for securities that trade in thin or volatile markets or that are valued using a fair value methodology.

Fund Performance

The following bar chart and table provide some indication of the risks of investing in the Fund. The Fund's past performance (before and after taxes) is not necessarily an indication of how the Fund will perform in the future. Updated performance information is available at www.integrityvikingfunds.com or by calling 800-276-1262.

The bar chart below shows the variability of the Fund's performance from year to year for Class A shares. The bar chart and highest/lowest quarterly returns that follow do not reflect sales charges, and if these charges were reflected, the returns would be less than those shown.



During the ten-year period shown in the bar chart, the highest return for a quarter was 3.54% (quarter ended December 31, 2022) and the lowest return for a quarter was -5.08% (quarter ended March 31, 2022). The Fund's calendar year-to-date total return as of September 30, 2023 was -2.48%.

The table below shows the Fund's average annual total returns for 1, 5, and 10 years for Class A shares, and 1 year and since inception for Class I shares, and how they compare with those of a broad measure of market performance. The return information below reflects applicable sales charges. After-tax returns are calculated using the historical highest individual federal marginal income tax rates and do not reflect the impact of state and local taxes. After-tax returns are shown for Class A shares of the Fund only; after-tax returns for Class I shares will vary. Actual after-tax returns depend on an investor's tax situation and may differ from those shown, and after-tax returns shown are not relevant to investors who hold their Fund shares through tax-advantaged arrangements, such as 401(k) plans or individual retirement accounts ("IRAs").

Average Annual Total Returns
(for the periods ended December 31, 2022)

	<u>1 Year</u>	<u>5 Years</u>	<u>10 Years</u>	<u>Since Inception</u>
Class A (Inception date: November 17, 1993)				
Return Before Taxes	-11.31%	-0.71%	0.79%	N/A
Return After Taxes on Distributions	-11.28%	-0.71%	0.79%	N/A
Return After Taxes on Distributions and Sale of Fund Shares	-8.24%	-0.03%	1.14%	N/A
Class I (Inception date: November 1, 2017)				
Return Before Taxes	-8.90%	0.03%	N/A	0.22%
Bloomberg Barclays Capital Municipal Bond Index ⁽¹⁾ (reflects no deduction for fees, expenses, or taxes)	-8.53%	1.25%	2.13%	1.31% (Class I)

⁽¹⁾ The Bloomberg Barclays Capital Municipal Bond Index is an unmanaged index that includes investment-grade, tax-exempt, and fixed-rate bonds with maturities greater than two years selected from issues larger than \$75 million.

Management

Investment Adviser—Viking Fund Management, LLC is the Fund’s investment adviser.

Portfolio Managers—Shannon D. Radke, Senior Portfolio Manager and President of Viking Fund Management, LLC, has served as the Fund’s portfolio manager since November 2010. Josh Larson, Portfolio Manager, has served as the Fund’s portfolio manager since November 2014.

Purchase and Sale of Fund Shares

You may purchase, redeem, or exchange shares of the Fund on any business day, which is any day the New York Stock Exchange is open for business. You may purchase, redeem, or exchange shares of the Fund either through a financial advisor or directly from the Fund.

The minimum initial purchase or exchange into the Fund is \$1,000 (\$50 for accounts opened through an automatic investment plan account and \$250 for an IRA account). The minimum subsequent investment is \$50. The Fund may, however, accept investments of smaller initial or subsequent amounts at its discretion. Class I shares are not available for IRAs or employer sponsored IRAs, unless purchased through a fee-based advisory account with a financial intermediary. You may contact the Fund’s transfer agent, Integrity Fund Services, LLC, by mail at PO Box 759, Minot, ND 58702, or by calling 800-601-5593.

Tax Information

Distributions of the Fund’s net interest income from tax-exempt securities are generally expected to be exempt from regular federal income tax and Nebraska state income tax; however, distributions derived from interest paid on certain “private activity bonds” may be subject to the federal alternative minimum tax. In addition, a portion of the Fund’s distributions may be taxable as ordinary income or capital gains and subject to state and local taxes including Nebraska state income tax. The tax treatment of distributions is the same whether you reinvest them in additional Fund shares or receive them in cash.

Payments to Broker-Dealers and Other Financial Intermediaries

If you purchase the Fund through a broker-dealer or other financial intermediary (such as a bank), the Fund and its related companies may pay the intermediary for the sale of Fund shares and related services. These payments may create a conflict of interest by influencing the broker-dealer or other intermediary and your salesperson to recommend the Fund over another investment. Ask your salesperson or visit your financial intermediary’s Web site for more information.

OKLAHOMA MUNICIPAL FUND—FUND SUMMARY

Investment Objective

The Oklahoma Municipal Fund (the “Fund”) seeks the highest level of current income that is exempt from federal and Oklahoma personal income taxes and is consistent with the preservation of capital.

Fees and Expenses of the Fund

This table describes the fees and expenses that you may pay if you buy, hold, and sell shares of the Fund. You may be required to pay other fees, such as brokerage commissions and/or other fees to financial intermediaries which are not reflected in the table or the example below. You may qualify for sales charge discounts with respect to purchases of Class A shares of the Fund if you and your family invest, or agree to invest in the future, at least \$50,000 in the Fund or in other funds in the Integrity/Viking family of funds. More information about these and other discounts is available from your financial professional and in “The Shares Offered—Class A Shares” and “How to Buy Shares—Investor Services” on pages 47 and 51, respectively, of the Fund’s prospectus, Appendix A of the Fund’s prospectus, and “Buying and Selling Shares” on page B-27 of the Fund’s statement of additional information.

	Class A Shares	Class I Shares
Shareholder Fees (fees paid directly from your investment)		
Maximum Sales Charge (Load) Imposed on Purchases (as a percentage of offering price)	2.50%	None
Maximum Deferred Sales Charge (Load) (as a percentage of the lesser of purchase price or redemption proceeds)	1.00%	None
Maximum Sales Charge (Load) Imposed on Reinvested Dividends	None	None
Redemption Fee Imposed (as a percentage of amount redeemed, if applicable)	None	None
Exchange Fee	None	None
Annual Fund Operating Expenses (expenses that you pay each year as a percentage of the value of your investment)		
Management Fees	0.50%	0.50%
Distribution and Service (12b-1) Fees	0.25%	None
Other Expenses	<u>0.43%</u>	<u>0.43%</u>
Total Annual Fund Operating Expenses	1.18%	0.93%
Fee Waivers and Expense Reimbursements ⁽¹⁾	<u>(0.20%)</u>	<u>(0.20%)</u>
Total Annual Fund Operating Expenses After Fee Waivers and Expense Reimbursements ⁽¹⁾	0.98%	0.73%

⁽¹⁾ The Fund’s investment adviser, Viking Fund Management, LLC (“Viking Management,” “investment manager,” or the “Adviser”), has contractually agreed to waive fees and reimburse expenses through November 29, 2024 so that Total Annual Fund Operating Expenses After Fee Waivers and Expense Reimbursements (excluding taxes, brokerage fees, commissions, extraordinary and non-recurring expenses, and acquired fund fees and expenses) do not exceed 0.98% for Class A Shares and 0.73% for Class I Shares of average daily net assets. This expense limitation agreement may only be terminated or modified prior to November 29, 2024 with the approval of the Fund’s Board of Trustees. The terms of the expense limitation agreement provide that Viking Management is entitled to recoup such amounts waived or reimbursed for a period of up to three years from the date on which Viking Management waived fees or reimbursed expenses for the Fund. The Fund will make repayments to the Adviser only if such repayment does not cause the annual Fund operating expenses (after the repayment is taken into account) to exceed both (1) the expense limitation in place when such amounts were waived and (2) the Fund’s current expense limitation.

Example—This Example is intended to help you compare the cost of investing in the Fund with the costs of investing in other mutual funds. The Example assumes that you invest \$10,000 in the Fund for the time periods indicated and then redeem all of your shares at the end of those periods. The Example also assumes that your investment has a 5% return each year, that the Fund’s operating expenses remain the same, and that the contractual expense limitation agreement remains in place for the first year. Although your actual costs may be higher or lower, based on these assumptions your costs would be:

1 Year		3 Years		5 Years		10 Years	
Class A	Class I	Class A	Class I	Class A	Class I	Class A	Class I
\$347	\$75	\$596	\$276	\$864	\$495	\$1,629	\$1,125

Portfolio Turnover—The Fund pays transaction costs, such as commissions, when it buys and sells securities (or “turns over” its portfolio). A higher portfolio turnover rate may indicate higher transaction costs and may result in higher taxes when Fund shares are held in a taxable account. These costs, which are not reflected in annual fund operating expenses or in the Example, affect the Fund’s performance. During the most recent fiscal period, the Fund’s portfolio turnover rate was 22.50% of the average value of its portfolio.

Principal Investment Strategies

To pursue its objective, the Fund normally invests at least 80% of its net assets (including any borrowings for investment purposes) in municipal securities that pay interest free from (a) federal income taxes, including the federal alternative minimum tax, and (b) Oklahoma personal income taxes.

Municipal bonds are debt securities issued by or on behalf of states, territories, and possessions of the United States and their political subdivisions, agencies, authorities, and instrumentalities. The two general classifications of municipal bonds are “general obligation” and “revenue” bonds. General obligation bonds are secured by the issuer’s pledge of its faith, credit, and taxing power for the payment of principal and interest. Revenue bonds are payable only from the revenues derived from a particular facility or class of facilities or, in some cases, from the proceeds of a special excise tax or other specific revenue source.

The investment manager actively manages the Fund’s portfolio by selecting securities that it believes will provide the best balance between risk and return within the Fund’s range of allowable investments. The investment manager will consider selling a security with deteriorating credit or limited upside potential compared to other available bonds.

The Fund may invest up to 30% of its net assets in U.S. territorial obligations (including qualifying obligations of Puerto Rico, the U.S. Virgin Islands, and Guam), the interest on which is exempt from federal and Oklahoma personal income taxes. The Fund may invest up to 20% of its net assets in private activity bonds (which are revenue bonds that finance privately operated facilities), the interest on which is a tax preference item for purposes of the federal alternative minimum tax.

The Fund may invest more than 25% of its net assets in municipal securities that finance similar types of projects, such as education, healthcare, housing, industrial development, transportation, utilities, or pollution control. Economic, business, political, or other changes can affect all securities of a similar type.

All of the municipal securities in which the Fund invests are rated investment grade (BBB- or higher) at the time of purchase by a nationally recognized statistical rating service such as S&P Global Ratings or Moody’s Investors Service, Inc. or are of comparable quality as determined by the Fund’s investment manager. If, subsequent to the purchase of a municipal security, the rating of a municipal security falls below investment grade, the Fund will not be required to dispose of the security.

Under normal circumstances, the Fund will maintain an average stated maturity at between five and twenty-five years.

Principal Risks

As with all mutual funds, there is the risk that you could lose money through your investment in the Fund. Many factors affect the Fund’s net asset value and performance. An investment in the Fund is not a deposit of a bank and is not insured or guaranteed by the Federal Deposit Insurance Corporation or any other government agency.

General market risk. There is no assurance that the Fund will meet its investment objective. The prices of the securities in which the Fund invests may fluctuate as a result of market factors such as interest rates, credit spreads, or commodity prices, and the Fund’s share price and the value of your investment may change. Since the value of the Fund’s shares can go up or down, it is possible to lose money by investing in the Fund.

Municipal securities risk. The values of municipal securities may be adversely affected by a number of factors, including adverse tax, legislative, political, or interest rate changes, general economic and market conditions, and the financial condition of the issuers of municipal securities.

Single state risks. Because the Fund invests primarily in the municipal securities of Oklahoma, it is particularly susceptible to any economic, political, or regulatory developments affecting a particular issuer or issuers of the Oklahoma municipal securities in which it invests. Investing primarily in issues of a single state makes the Fund more sensitive to risks specific to the state. To the extent it invests a significant portion of its assets in the municipal securities of U.S. territories and possessions, the Fund will also be more sensitive to risks specific to such U.S. territories and possessions. In recent years, certain municipal bond issuers in Puerto Rico have been experiencing financial difficulties and rating agency downgrades.

Interest rate risk. Interest rate risk is the risk that debt securities will decline in value because of changes in interest rates. As nominal interest rates rise, the value of certain debt securities held by the Fund is likely to decrease. Debt securities with longer maturities tend to be more sensitive to changes in interest rates, usually making them more volatile than securities with shorter maturities.

Income risk. The income from the Fund’s portfolio may decline because of falling market interest rates. This can result when the Fund invests the proceeds from new share sales, or from matured or called bonds, at market rates that are below the portfolio’s current earnings rate.

Liquidity risk. Liquidity risk is the risk that the Fund may not be able to sell a holding in a timely manner at a desired price. Liquidity risk may result from the lack of an active market, the reduced number of traditional market participants, or the reduced capacity of traditional market participants to make a market in securities. The secondary market for certain municipal securities tends to be less

developed and liquid than many other securities markets, which may adversely affect the Fund's ability to sell such municipal securities at attractive prices. Moreover, inventories of municipal securities held by brokers and dealers have decreased in recent years, lessening their ability to make a market in these securities. This reduction in market making capacity has the potential to decrease the Fund's ability to buy or sell bonds, and may increase bond price volatility and trading costs, particularly during periods of economic or market stress. As a result, the Fund may be forced to accept a lower price to sell a security, to sell other securities to raise cash, or to give up an investment opportunity, any of which could have a negative effect on performance. If the Fund needed to sell large blocks of securities to raise cash (such as to meet heavy shareholder redemptions), those sales could further reduce the securities' prices and hurt performance.

Maturity risk. Generally, longer-term securities are more susceptible to changes in value as a result of interest rate changes than are shorter-term securities.

Credit risk. Credit risk is the possibility that an issuer will be unable to make interest payments or repay principal. Changes in an issuer's financial strength or in a security's credit rating may affect its value. Securities supported by insurance or other credit enhancements also have the credit risk of the entity providing the insurance or other credit support. Changes in the credit quality of the insurer or other credit provider could affect the value of the security and the Fund's share price. Not all securities are rated. In the event that rating agencies assign different ratings to the same security, the Fund's investment manager will determine which rating it believes best reflects the security's quality and risk at that time. Credit risks associated with certain particular classifications of municipal securities include:

General Obligation Bonds-Timely payments depend on the issuer's credit quality, ability to raise tax revenues, and ability to maintain an adequate tax base.

Revenue Bonds-Payments depend on the money earned by the particular facility or class of facilities, or the amount of revenues derived from another source.

Private Activity Bonds-Municipalities and other public authorities issue private activity bonds to finance development of facilities for use by a private enterprise. The private enterprise pays the principal and interest on the bond, and the issuer does not pledge its full faith, credit, and taxing power for repayment.

Municipal insurance risk. The Fund's investments may include investments in insured municipal securities. Municipal security insurance does not guarantee the value of either individual municipal securities or of shares of the Fund. In addition, a municipal security insurance policy generally will not cover: (i) repayment of a municipal security before maturity (redemption), (ii) prepayment or payment of an acceleration premium (except for a mandatory sinking fund redemption) or any other provision of a bond indenture that advances the maturity of the bond or (iii) nonpayment of principal or interest caused by negligence or bankruptcy of the paying agent. A mandatory sinking fund redemption may be a provision of a municipal security issue whereby part of the municipal security issue may be retired before maturity. Downgrades and withdrawal of ratings from insurers of municipal securities have substantially limited the availability of insurance sought by issuers of municipal securities thereby reducing the supply of insured municipal securities. Because of the consolidation among insurers of municipal securities, to the extent that the Fund invests in insured municipal securities, it is subject to the risk that credit risk may be concentrated among fewer insurers and the risk that events involving one or more insurers could have a significant adverse effect on the value of the securities insured by an insurer and on the municipal markets as a whole.

Call risk. Call risk is the likelihood that a security will be prepaid (or "called") before maturity. An issuer is more likely to call its bonds when interest rates are falling, because the issuer can issue new bonds with lower interest payments. If a bond is called, the Fund may have to replace it with a lower-yielding security.

Extension risk. Extension risk is the risk that an issuer will exercise its right to pay principal on an obligation held by the Fund later than expected. This may happen during a period of rising interest rates. Under these circumstances, the value of the obligation will decrease and the Fund will suffer from the inability to invest in higher yielding securities.

Portfolio strategy risk. The investment manager's skill in choosing appropriate investments for the Fund will determine in part the Fund's ability to achieve its investment objective.

Inflation risk. There is a possibility that the rising prices of goods and services may have the effect of offsetting a Fund's real return. This is likely to have a greater impact on the returns of bond funds and money market funds, which historically have had more modest returns in comparison to equity funds. As inflation increases, the value of the Fund's assets can decline as can the value of the Fund's distributions.

Tax risk. Income from municipal securities held by the Fund could be declared taxable because of unfavorable changes in tax laws, adverse interpretations by the Internal Revenue Service or state tax authorities, or noncompliant conduct of a bond issuer. Moreover, a portion of the Fund's otherwise exempt-interest dividends may be taxable to those shareholders subject to the federal alternative

minimum tax. In addition, proposals have been made to restrict or eliminate the federal income tax exemption for interest on municipal securities, and similar proposals may be introduced in the future. Proposed “flat tax” and “value added tax” proposals could also have the effect of eliminating the tax preference for municipal securities. Some of these proposals would apply to interest on municipal securities issued before the date of enactment, which would adversely affect their value to a material degree. If such a proposal were enacted, the availability of municipal securities for investment by the Fund and the value of the Fund’s portfolio would be adversely affected.

Municipal sector risk. The Fund may invest more than 25% of its total assets in municipal securities that finance, or pay interest from the revenues of, similar projects that tend to be impacted the same or similar ways by economic, business, or political developments, which would increase credit risk. For example, legislation on the financing of a project or a declining economic need for the project would likely affect all similar projects.

Risks of health care revenue bonds. The Fund may invest in health care revenue bonds. The health care sector is subject to regulatory action by a number of private and governmental agencies, including federal, state, and local governmental agencies. A major source of revenues for the health care sector is payments from the Medicare and Medicaid programs. As a result, the sector is sensitive to legislative changes and reductions in governmental spending for such programs. Numerous other factors may affect the sector, such as general economic conditions; demand for services; expenses (including malpractice insurance premiums); and competition among health care providers. In addition, various factors may adversely affect health care facility operations, including adoption of national, state and/or local health care reform measures; medical and technological advances which dramatically alter the need for health services or the way in which such services are delivered; changes in medical coverage which alter the traditional fee-for-service revenue stream; and efforts by employers, insurers and governmental agencies to reduce the costs of health care insurance and health care services.

Risks of housing revenue bonds. The Fund may invest in housing revenue bonds. Housing revenue bonds are generally issued by a state, county, city, local housing authority, or other public agency. They generally are secured by the revenues derived from mortgages purchased with the proceeds of the bond issue. It is extremely difficult to predict the supply of available mortgages to be purchased with the proceeds of an issue or the future cash flow from the underlying mortgages. Consequently, there are risks that proceeds will exceed supply, resulting in early retirement of bonds, or that homeowner repayments will create an irregular cash flow. Many factors may affect the financing of multi-family housing projects, including acceptable completion of construction, proper management, occupancy and rent levels, economic conditions, and changes to current laws and regulations.

Risks of transportation revenue bonds. The Fund may invest in transportation revenue bonds. Transportation debt may be issued to finance the construction of airports, toll roads, highways, or other transit facilities. Airport bonds are dependent on the general stability of the airline industry and on the stability of a specific carrier who uses the airport as a hub. Air traffic generally follows broader economic trends and is also affected by the price and availability of fuel. Toll road bonds are also affected by the cost and availability of fuel as well as toll levels, the presence of competing roads and the general economic health of an area. Fuel costs and availability also affect other transportation-related securities, as does the presence of alternate forms of transportation, such as public transportation.

Risks of educational revenue bonds. The Fund may invest in educational revenue bonds. These include municipal securities that are obligations of issuers which are, or which govern the operation of, schools, colleges, and universities and whose revenues are derived mainly from ad valorem taxes, or for higher education systems, from tuition, dormitory revenues, grants, and endowments. Litigation or legislation pertaining to ad valorem taxes may affect sources of funds available for the payment of school bonds. College and university obligations may be affected by the possible inability to raise tuitions and fees sufficiently to cover increased operating costs, the uncertainty of continued receipt of Federal grants and state funding, and new government or legislation or regulations which may adversely affect the revenues or costs of such issuers. In addition, student loan revenue bonds, which are generally offered by state (or substate) authorities or commissions and backed by pools of student loans, may be affected by numerous factors, including the rate of student loan defaults, seasoning of the loan portfolio, student repayment deferral periods of forbearance, potential changes in federal legislation, and state guarantee agency reimbursement.

Risks of electric utility revenue bonds. The Fund may invest in electric utility revenue bonds. The electric utilities industry has been experiencing increased competitive pressures. Additional risks associated with electric utility revenue bonds include: (a) the availability and costs of fuel; (b) the availability and costs of capital; (c) the effects of conservation on energy demand; (d) the effects of rapidly changing environmental, safety, and licensing requirements, and other federal, state and local regulations; (e) timely and sufficient rate increases; and (f) opposition to nuclear power.

Risks of gas utility revenue bonds. The Fund may invest in gas utility revenue bonds. Gas utilities are subject to the risks of supply conditions and increased competition from other providers of utility services. In addition, gas utilities are affected by gas prices, which may be magnified to the extent that a gas company enters into long-term contracts for the purchase or sale of gas at fixed prices, since such prices may change significantly and to the disadvantage of the gas utility in the open market. Gas utilities are particularly susceptible to supply and demand imbalances due to unpredictable climate conditions and other factors and are subject to regulatory risks as well.

Risks of water and sewer revenue bonds. The Fund may invest in water and sewer revenue bonds. Issuers of water and sewer bonds face public resistance to rate increases, costly environmental litigation and Federal environmental mandates. In addition, the lack of water supply due to insufficient rain, run-off, or snow pack may be a concern.

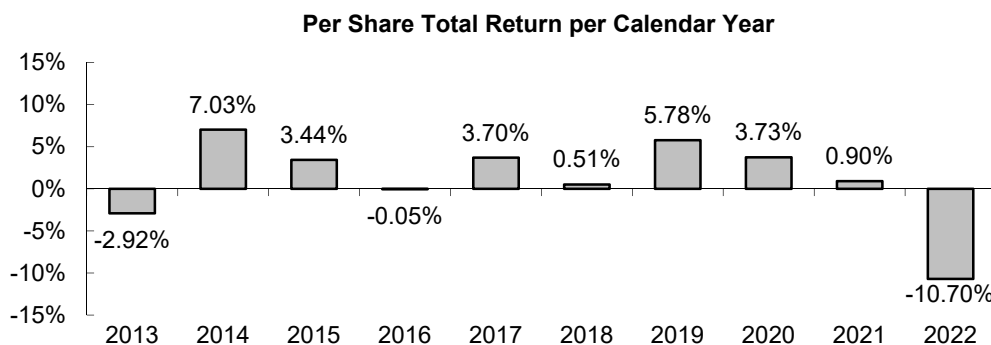
Cybersecurity risk. Cybersecurity breaches may allow an unauthorized party to gain access to Fund assets, customer data, or proprietary information, or cause the Fund and/or its service providers to suffer data corruption or lose operational functionality. The Fund's share price may decline as a result of unauthorized actions taken during a security breach or subsequent market activity in response to the security breach.

Valuation risk. The sales price the Fund could receive for any particular portfolio investment may differ from the Fund's valuation of the investment, particularly for securities that trade in thin or volatile markets or that are valued using a fair value methodology.

Fund Performance

The following bar chart and table provide some indication of the risks of investing in the Fund. The Fund's past performance (before and after taxes) is not necessarily an indication of how the Fund will perform in the future. Updated performance information is available at www.integrityvikingfunds.com or by calling 800-276-1262.

The bar chart below shows the variability of the Fund's performance from year to year for Class A shares. The bar chart and highest/lowest quarterly returns that follow do not reflect sales charges, and if these charges were reflected, the returns would be less than those shown.



During the ten-year period shown in the bar chart, the highest return for a quarter was 3.78% (quarter ended December 31, 2022) and the lowest return for a quarter was -6.57% (quarter ended March 31, 2022). The Fund's calendar year-to-date total return as of September 30, 2023 was -2.63%.

The table below shows the Fund's average annual total returns for 1, 5, and 10 years for Class A shares, and 1 year and since inception for Class I shares, and how they compare with those of a broad measure of market performance. The return information below reflects applicable sales charges. After-tax returns are calculated using the historical highest individual federal marginal income tax rates and do not reflect the impact of state and local taxes. After-tax returns are shown for Class A shares of the Fund only; after-tax returns for Class I shares will vary. Actual after-tax returns depend on an investor's tax situation and may differ from those shown, and after-tax returns shown are not relevant to investors who hold their Fund shares through tax-advantaged arrangements, such as 401(k) plans or individual retirement accounts ("IRAs").

Average Annual Total Returns
(for the periods ended December 31, 2022)

	<u>1 Year</u>	<u>5 Years</u>	<u>10 Years</u>	<u>Since Inception</u>
Class A (Inception date: September 25, 1996)				
Return Before Taxes	-12.94%	-0.63%	0.77%	N/A
Return After Taxes on Distributions	-12.91%	-0.63%	0.77%	N/A
Return After Taxes on Distributions and Sale of Fund Shares	-9.45%	0.00%	1.11%	N/A
Class I (Inception date: November 1, 2017)				
Return Before Taxes	-10.46%	0.14%	N/A	0.25%
Bloomberg Barclays Capital Municipal Bond Index ⁽¹⁾ (reflects no deduction for fees, expenses, or taxes)	-8.53%	1.25%	2.13%	1.31% (Class I)

⁽¹⁾ The Bloomberg Barclays Capital Municipal Bond Index is an unmanaged index that includes investment-grade, tax-exempt, and fixed-rate bonds with maturities greater than two years selected from issues larger than \$75 million.

Management

Investment Adviser—Viking Fund Management, LLC is the Fund’s investment adviser.

Portfolio Managers—Shannon D. Radke, Senior Portfolio Manager and President of Viking Fund Management, LLC, has served as the Fund’s portfolio manager since November 2010. Josh Larson, Portfolio Manager, has served as the Fund’s portfolio manager since November 2014.

Purchase and Sale of Fund Shares

You may purchase, redeem, or exchange shares of the Fund on any business day, which is any day the New York Stock Exchange is open for business. You may purchase, redeem, or exchange shares of the Fund either through a financial advisor or directly from the Fund.

The minimum initial purchase or exchange into the Fund is \$1,000 (\$50 for accounts opened through an automatic investment plan account and \$250 for an IRA account). The minimum subsequent investment is \$50. The Fund may, however, accept investments of smaller initial or subsequent amounts at its discretion. Class I shares are not available for IRAs or employer sponsored IRAs, unless purchased through a fee-based advisory account with a financial intermediary. You may contact the Fund’s transfer agent, Integrity Fund Services, LLC, by mail at PO Box 759, Minot, ND 58702, or by calling 800-601-5593.

Tax Information

Distributions of the Fund’s net interest income from tax-exempt securities are generally expected to be exempt from regular federal income tax and Oklahoma state income tax; however, distributions derived from interest paid on certain “private activity bonds” may be subject to the federal alternative minimum tax. In addition, a portion of the Fund’s distributions may be taxable as ordinary income or capital gains and subject to state and local taxes including Oklahoma state income tax. The tax treatment of distributions is the same whether you reinvest them in additional Fund shares or receive them in cash.

Payments to Broker-Dealers and Other Financial Intermediaries

If you purchase the Fund through a broker-dealer or other financial intermediary (such as a bank), the Fund and its related companies may pay the intermediary for the sale of Fund shares and related services. These payments may create a conflict of interest by influencing the broker-dealer or other intermediary and your salesperson to recommend the Fund over another investment. Ask your salesperson or visit your financial intermediary’s Web site for more information.

VIKING TAX-FREE FUND FOR MONTANA—FUND SUMMARY

Investment Objective

The Viking Tax-Free Fund for Montana (the “Fund”) seeks the highest level of current income that is exempt from federal and Montana personal income taxes and is consistent with preservation of capital.

Fees and Expenses of the Fund

This table describes the fees and expenses that you may pay if you buy, hold, and sell shares of the Fund. You may be required to pay other fees, such as brokerage commissions and/or other fees to financial intermediaries which are not reflected in the table or the example below. You may qualify for sales charge discounts with respect to purchases of Class A shares of the Fund if you and your family invest, or agree to invest in the future, at least \$50,000 in the Fund or in other funds in the Integrity/Viking family of funds. More information about these and other discounts is available from your financial professional and in “The Shares Offered—Class A Shares” and “How to Buy Shares—Investor Services” on pages 47 and 51, respectively, of the Fund’s prospectus, Appendix A of the Fund’s prospectus, and “Buying and Selling Shares” on page B-27 of the Fund’s statement of additional information.

	Class A Shares	Class I Shares
Shareholder Fees (fees paid directly from your investment)		
Maximum Sales Charge (Load) Imposed on Purchases (as a percentage of offering price)	2.50%	None
Maximum Deferred Sales Charge (Load) (as a percentage of the lesser of purchase price or redemption proceeds)	1.00%	None
Maximum Sales Charge (Load) Imposed on Reinvested Dividends	None	None
Redemption Fee Imposed (as a percentage of amount redeemed, if applicable)	None	None
Exchange Fee	None	None
Annual Fund Operating Expenses (expenses that you pay each year as a percentage of the value of your investment)		
Management Fees	0.50%	0.50%
Distribution and Service (12b-1) Fees	0.25%	None
Other Expenses	0.42%	0.42%
Total Annual Fund Operating Expenses	1.17%	0.92%
Fee Waivers and Expense Reimbursements ⁽¹⁾	(0.19%)	(0.19%)
Total Annual Fund Operating Expenses After Fee Waivers and Expense Reimbursements ⁽¹⁾	0.98%	0.73%

⁽¹⁾ The Fund’s investment adviser, Viking Fund Management, LLC (“Viking Management,” “investment manager,” or the “Adviser”), has contractually agreed to waive fees and reimburse expenses through November 29, 2024 so that Total Annual Fund Operating Expenses After Fee Waivers and Expense Reimbursements (excluding taxes, brokerage fees, commissions, extraordinary and non-recurring expenses, and acquired fund fees and expenses) do not exceed 0.98% for Class A Shares and 0.73% for Class I Shares of average daily net assets. This expense limitation agreement may only be terminated or modified prior to November 29, 2024 with the approval of the Fund’s Board of Trustees. The terms of the expense limitation agreement provide that Viking Management is entitled to recoup such amounts waived or reimbursed for a period of up to three years from the date on which Viking Management waived fees or reimbursed expenses for the Fund. The Fund will make repayments to the Adviser only if such repayment does not cause the annual Fund operating expenses (after the repayment is taken into account) to exceed both (1) the expense limitation in place when such amounts were waived and (2) the Fund’s current expense limitation.

Example—This Example is intended to help you compare the cost of investing in the Fund with the costs of investing in other mutual funds. The Example assumes that you invest \$10,000 in the Fund for the time periods indicated and then redeem all of your shares at the end of those periods. The Example also assumes that your investment has a 5% return each year, that the Fund’s operating expenses remain the same, and that the contractual expense limitation agreement remains in place for the first year. Although your actual costs may be higher or lower, based on these assumptions your costs would be:

1 Year		3 Years		5 Years		10 Years	
Class A	Class I	Class A	Class I	Class A	Class I	Class A	Class I
\$347	\$75	\$594	\$274	\$860	\$491	\$1,618	\$1,114

Portfolio Turnover—The Fund pays transaction costs, such as commissions, when it buys and sells securities (or “turns over” its portfolio). A higher portfolio turnover rate may indicate higher transaction costs and may result in higher taxes when Fund shares are held in a taxable account. These costs, which are not reflected in annual fund operating expenses or in the Example, affect the Fund’s performance. During the most recent fiscal period, the Fund’s portfolio turnover rate was 16.20% of the average value of its portfolio.

Principal Investment Strategies

To pursue its objective, the Fund normally invests at least 80% of its net assets (including any borrowings for investment purposes) in municipal securities that pay interest free from (a) federal income taxes, including the federal alternative minimum tax, and (b) Montana personal income taxes.

Municipal bonds are debt securities issued by or on behalf of states, territories, and possessions of the United States and their political subdivisions, agencies, authorities, and instrumentalities. The two general classifications of municipal bonds are “general obligation” and “revenue” bonds. General obligation bonds are secured by the issuer’s pledge of its faith, credit, and taxing power for the payment of principal and interest. Revenue bonds are payable only from the revenues derived from a particular facility or class of facilities or, in some cases, from the proceeds of a special excise tax or other specific revenue source.

The investment manager actively manages the Fund’s portfolio by selecting securities that it believes will provide the best balance between risk and return within the Fund’s range of allowable investments. The investment manager will consider selling a security with deteriorating credit or limited upside potential compared to other available bonds.

The Fund may invest up to 30% of its net assets in U.S. territorial obligations (including qualifying obligations of Puerto Rico, the U.S. Virgin Islands, and Guam), the interest on which is exempt from federal and Montana personal income taxes. The Fund may invest up to 20% of its net assets in private activity bonds (which are revenue bonds that finance privately operated facilities), the interest on which is a tax preference item for purposes of the federal alternative minimum tax.

The Fund may invest more than 25% of its net assets in municipal securities that finance similar types of projects, such as education, healthcare, housing, industrial development, transportation, utilities, or pollution control. Economic, business, political, or other changes that affect a type of project can similarly affect all securities of a similar type related to these projects. The Fund is non-diversified. This means that the Fund may invest a larger percentage of its assets in more limited number of issuers than a diversified fund.

All of the municipal securities in which the Fund invests are rated investment grade (BBB- or higher) at the time of purchase by a nationally recognized statistical rating organization such as S&P Global Ratings or Moody’s Investors Service, Inc. or are of comparable quality as determined by the Fund’s investment manager. If, subsequent to the purchase of a municipal security, the rating of a municipal security falls below investment grade, the Fund will not be required to dispose of the security.

Under normal circumstances, the Fund will maintain an average stated maturity at between five and twenty-five years.

Principal Risks

As with all mutual funds, there is the risk that you could lose money through your investment in the Fund. Many factors affect the Fund’s net asset value and performance. An investment in the Fund is not a deposit of a bank and is not insured or guaranteed by the Federal Deposit Insurance Corporation or any other government agency.

General market risk. There is no assurance that the Fund will meet its investment objective. The prices of the securities in which the Fund invests may fluctuate as a result of market factors such as interest rates, credit spreads, or commodity prices, and the Fund’s share price and the value of your investment may change. Since the value of the Fund’s shares can go up or down, it is possible to lose money by investing in the Fund.

Non-diversified fund risk. Because a relatively high percentage of the Fund’s assets may be invested in the securities of a limited number of issuers, the Fund’s portfolio may be more susceptible to any single event impacting the market value and returns of any one issuer than a diversified fund.

Municipal securities risk. The values of municipal securities may be adversely affected by a number of factors, including adverse tax, legislative, political, or interest rate changes, general economic and market conditions, and the financial condition of the issuers of municipal securities.

Single state risks. Because the Fund invests primarily in the municipal securities of Montana, it is particularly susceptible to any economic, political, or regulatory developments affecting a particular issuer or issuers of the Montana municipal securities in which it invests. Investing primarily in issues of a single state makes the Fund more sensitive to risks specific to the state. To the extent it invests a significant portion of its assets in the municipal securities of U.S. territories and possessions, the Fund will also be more sensitive to risks specific to such U.S. territories and possessions. In recent years, certain municipal bond issuers in Puerto Rico have been experiencing financial difficulties and rating agency downgrades.

Interest rate risk. Interest rate risk is the risk that debt securities will decline in value because of changes in interest rates. As nominal interest rates rise, the value of certain debt securities held by the Fund is likely to decrease. Debt securities with longer maturities tend to be more sensitive to changes in interest rates, usually making them more volatile than securities with shorter maturities.

Income risk. The income from the Fund’s portfolio may decline because of falling market interest rates. This can result when the Fund invests the proceeds from new share sales, or from matured or called bonds, at market rates that are below the portfolio’s current earnings rate.

Liquidity risk. Liquidity risk is the risk that the Fund may not be able to sell a holding in a timely manner at a desired price. Liquidity risk may result from the lack of an active market, the reduced number of traditional market participants, or the reduced capacity of traditional market participants to make a market in securities. The secondary market for certain municipal securities tends to be less developed and liquid than many other securities markets, which may adversely affect the Fund's ability to sell such municipal securities at attractive prices. Moreover, inventories of municipal securities held by brokers and dealers have decreased in recent years, lessening their ability to make a market in these securities. This reduction in market making capacity has the potential to decrease the Fund's ability to buy or sell bonds, and may increase bond price volatility and trading costs, particularly during periods of economic or market stress. As a result, the Fund may be forced to accept a lower price to sell a security, to sell other securities to raise cash, or to give up an investment opportunity, any of which could have a negative effect on performance. If the Fund needed to sell large blocks of securities to raise cash (such as to meet heavy shareholder redemptions), those sales could further reduce the securities' prices and hurt performance.

Maturity risk. Generally, longer-term securities are more susceptible to changes in value as a result of interest rate changes than are shorter-term securities.

Credit risk. Credit risk is the possibility that an issuer will be unable to make interest payments or repay principal. Changes in an issuer's financial strength or in a security's credit rating may affect its value. Securities supported by insurance or other credit enhancements also have the credit risk of the entity providing the insurance or other credit support. Changes in the credit quality of the insurer or other credit provider could affect the value of the security and the Fund's share price. Not all securities are rated. In the event that rating agencies assign different ratings to the same security, the Fund's investment manager will determine which rating it believes best reflects the security's quality and risk at that time. Credit risks associated with certain particular classifications of municipal securities include:

General Obligation Bonds-Timely payments depend on the issuer's credit quality, ability to raise tax revenues, and ability to maintain an adequate tax base.

Revenue Bonds-Payments depend on the money earned by the particular facility or class of facilities, or the amount of revenues derived from another source.

Private Activity Bonds-Municipalities and other public authorities issue private activity bonds to finance development of facilities for use by a private enterprise. The private enterprise pays the principal and interest on the bond, and the issuer does not pledge its full faith, credit, and taxing power for repayment.

Municipal insurance risk. The Fund's investments may include investments in insured municipal securities. Municipal security insurance does not guarantee the value of either individual municipal securities or of shares of the Fund. In addition, a municipal security insurance policy generally will not cover: (i) repayment of a municipal security before maturity (redemption), (ii) prepayment or payment of an acceleration premium (except for a mandatory sinking fund redemption) or any other provision of a bond indenture that advances the maturity of the bond or (iii) nonpayment of principal or interest caused by negligence or bankruptcy of the paying agent. A mandatory sinking fund redemption may be a provision of a municipal security issue whereby part of the municipal security issue may be retired before maturity. Downgrades and withdrawal of ratings from insurers of municipal securities have substantially limited the availability of insurance sought by issuers of municipal securities thereby reducing the supply of insured municipal securities. Because of the consolidation among insurers of municipal securities, to the extent that the Fund invests in insured municipal securities, it is subject to the risk that credit risk may be concentrated among fewer insurers and the risk that events involving one or more insurers could have a significant adverse effect on the value of the securities insured by an insurer and on the municipal markets as a whole.

Call risk. Call risk is the likelihood that a security will be prepaid (or "called") before maturity. An issuer is more likely to call its bonds when interest rates are falling, because the issuer can issue new bonds with lower interest payments. If a bond is called, the Fund may have to replace it with a lower-yielding security.

Extension risk. Extension risk is the risk that an issuer will exercise its right to pay principal on an obligation held by the Fund later than expected. This may happen during a period of rising interest rates. Under these circumstances, the value of the obligation will decrease and the Fund will suffer from the inability to invest in higher yielding securities.

Portfolio strategy risk. The investment manager's skill in choosing appropriate investments for the Fund will determine in part the Fund's ability to achieve its investment objective.

Inflation risk. There is a possibility that the rising prices of goods and services may have the effect of offsetting a Fund's real return. This is likely to have a greater impact on the returns of bond funds and money market funds, which historically have had more modest returns in comparison to equity funds. As inflation increases, the value of the Fund's assets can decline as can the value of the Fund's distributions.

Tax risk. Income from municipal securities held by the Fund could be declared taxable because of unfavorable changes in tax laws, adverse interpretations by the Internal Revenue Service or state tax authorities, or noncompliant conduct of a bond issuer. Moreover, a portion of the Fund's otherwise exempt-interest dividends may be taxable to those shareholders subject to the federal alternative minimum tax. In addition, proposals have been made to restrict or eliminate the federal income tax exemption for interest on municipal securities, and similar proposals may be introduced in the future. Proposed "flat tax" and "value added tax" proposals could also have the effect of eliminating the tax preference for municipal securities. Some of these proposals would apply to interest on municipal securities issued before the date of enactment, which would adversely affect their value to a material degree. If such a proposal were enacted, the availability of municipal securities for investment by the Fund and the value of the Fund's portfolio would be adversely affected.

Municipal sector risk. The Fund may invest more than 25% of its total assets in municipal securities that finance, or pay interest from the revenues of, similar projects that tend to be impacted the same or similar ways by economic, business, or political developments, which would increase credit risk. For example, legislation on the financing of a project or a declining economic need for the project would likely affect all similar projects.

Risks of health care revenue bonds. The Fund may invest in health care revenue bonds. The health care sector is subject to regulatory action by a number of private and governmental agencies, including federal, state, and local governmental agencies. A major source of revenues for the health care sector is payments from the Medicare and Medicaid programs. As a result, the sector is sensitive to legislative changes and reductions in governmental spending for such programs. Numerous other factors may affect the sector, such as general economic conditions; demand for services; expenses (including malpractice insurance premiums); and competition among health care providers. In addition, various factors may adversely affect health care facility operations, including adoption of national, state and/or local health care reform measures; medical and technological advances which dramatically alter the need for health services or the way in which such services are delivered; changes in medical coverage which alter the traditional fee-for-service revenue stream; and efforts by employers, insurers and governmental agencies to reduce the costs of health care insurance and health care services.

Risks of housing revenue bonds. The Fund may invest in housing revenue bonds. Housing revenue bonds are generally issued by a state, county, city, local housing authority, or other public agency. They generally are secured by the revenues derived from mortgages purchased with the proceeds of the bond issue. It is extremely difficult to predict the supply of available mortgages to be purchased with the proceeds of an issue or the future cash flow from the underlying mortgages. Consequently, there are risks that proceeds will exceed supply, resulting in early retirement of bonds, or that homeowner repayments will create an irregular cash flow. Many factors may affect the financing of multi-family housing projects, including acceptable completion of construction, proper management, occupancy and rent levels, economic conditions, and changes to current laws and regulations.

Risks of transportation revenue bonds. The Fund may invest in transportation revenue bonds. Transportation debt may be issued to finance the construction of airports, toll roads, highways, or other transit facilities. Airport bonds are dependent on the general stability of the airline industry and on the stability of a specific carrier who uses the airport as a hub. Air traffic generally follows broader economic trends and is also affected by the price and availability of fuel. Toll road bonds are also affected by the cost and availability of fuel as well as toll levels, the presence of competing roads and the general economic health of an area. Fuel costs and availability also affect other transportation-related securities, as does the presence of alternate forms of transportation, such as public transportation.

Risks of educational revenue bonds. The Fund may invest in educational revenue bonds. These include municipal securities that are obligations of issuers which are, or which govern the operation of, schools, colleges, and universities and whose revenues are derived mainly from ad valorem taxes, or for higher education systems, from tuition, dormitory revenues, grants, and endowments. Litigation or legislation pertaining to ad valorem taxes may affect sources of funds available for the payment of school bonds. College and university obligations may be affected by the possible inability to raise tuitions and fees sufficiently to cover increased operating costs, the uncertainty of continued receipt of Federal grants and state funding, and new government or legislation or regulations which may adversely affect the revenues or costs of such issuers. In addition, student loan revenue bonds, which are generally offered by state (or substate) authorities or commissions and backed by pools of student loans, may be affected by numerous factors, including the rate of student loan defaults, seasoning of the loan portfolio, student repayment deferral periods of forbearance, potential changes in federal legislation, and state guarantee agency reimbursement.

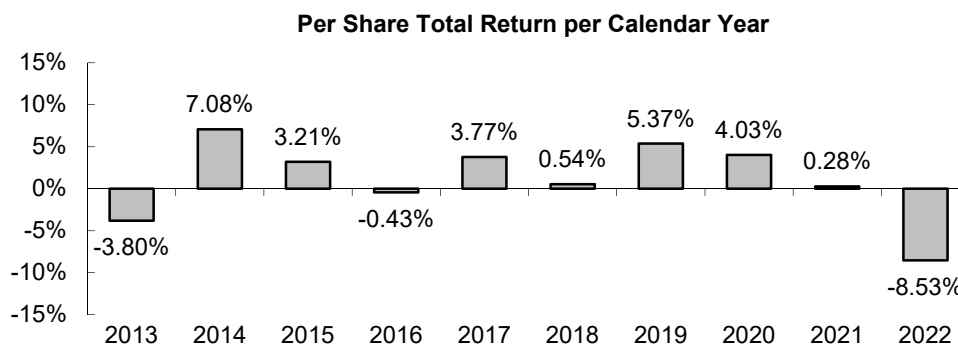
Cybersecurity risk. Cybersecurity breaches may allow an unauthorized party to gain access to Fund assets, customer data, or proprietary information, or cause the Fund and/or its service providers to suffer data corruption or lose operational functionality. The Fund's share price may decline as a result of unauthorized actions taken during a security breach or subsequent market activity in response to the security breach.

Valuation risk. The sales price the Fund could receive for any particular portfolio investment may differ from the Fund's valuation of the investment, particularly for securities that trade in thin or volatile markets or that are valued using a fair value methodology.

Fund Performance

The following bar chart and table provide some indication of the risks of investing in the Fund. The Fund's past performance (before and after taxes) is not necessarily an indication of how the Fund will perform in the future. Updated performance information is available at www.integrityvikingfunds.com or by calling 800-276-1262.

The bar chart below shows the variability of the Fund's performance from year to year for Class A shares. The bar chart and highest/lowest quarterly returns that follow do not reflect sales charges, and if these charges were reflected, the returns would be less than those shown.



During the ten-year period shown in the bar chart, the highest return for a quarter was 3.52% (quarter ended December 31, 2022) and the lowest return for a quarter was -5.96% (quarter ended March 31, 2022). The Fund's calendar year-to-date total return as of September 30, 2023 was -2.69%.

The table below shows the Fund's average annual total returns for 1, 5, and 10 years for Class A shares, and for 1, and 5 year and since inception for Class I shares, and how they compare with those of a broad measure of market performance. The return information below reflects applicable sales charges. After-tax returns are calculated using the historical highest individual federal marginal income tax rates and do not reflect the impact of state and local taxes. After-tax returns are shown for Class A shares only; after-tax returns for Class I shares will vary. Actual after-tax returns depend on an investor's tax situation and may differ from those shown, and after-tax returns shown are not relevant to investors who hold their Fund shares through tax-advantaged arrangements, such as 401(k) plans or individual retirement accounts ("IRAs").

Average Annual Total Returns
(for the periods ended December 31, 2022)

	<u>1 Year</u>	<u>5 Years</u>	<u>10 Years</u>	<u>Since Inception</u>
Class A (Inception date: August 3, 1999)				
Return Before Taxes	-10.79%	-0.29%	0.80%	N/A
Return After Taxes on Distributions	-10.77%	-0.29%	0.80%	N/A
Return After Taxes on Distributions and Sale of Fund Shares	-7.77%	0.28%	1.17%	N/A
Class I (Inception date: August 1, 2016)				
Return Before Taxes	-8.30%	0.47%	N/A	0.46%
Bloomberg Barclays Capital Municipal Bond Index ⁽¹⁾ (reflects no deduction for fees, expenses, or taxes)	-8.53%	1.25%	2.13%	1.17% (Class I)

⁽¹⁾ The Bloomberg Barclays Capital Municipal Bond Index is an unmanaged index that includes investment-grade, tax-exempt, and fixed-rate bonds with maturities greater than two years selected from issues larger than \$75 million.

Management

Investment Adviser—Viking Fund Management, LLC is the Fund's investment adviser.

Portfolio Managers—Shannon D. Radke, Senior Portfolio Manager and President of Viking Fund Management, LLC, has served as the Fund's portfolio manager since its inception in August 1999. Josh Larson, Portfolio Manager, has served as the Fund's portfolio manager since April 2015.

Purchase and Sale of Fund Shares

You may purchase, redeem, or exchange shares of the Fund on any business day, which is any day the New York Stock Exchange is open for business. You may purchase, redeem, or exchange shares of the Fund either through a financial advisor or directly from the Fund.

The minimum initial purchase or exchange into the Fund is \$1,000 (\$50 for accounts opened through an automatic investment plan account and \$250 for an IRA account). The minimum subsequent investment is \$50. The Fund may, however, accept investments of smaller initial or subsequent amounts at its discretion. Class I shares are not available for IRAs or employer sponsored IRAs, unless purchased through a fee-based advisory account with a financial intermediary. You may contact the Fund's transfer agent, Integrity Fund Services, LLC, by mail at PO Box 759, Minot, ND 58702, or by calling 800-601-5593.

Tax Information

Distributions of the Fund's net interest income from tax-exempt securities are generally expected to be exempt from regular federal income tax and Montana state income tax; however, distributions derived from interest paid on certain "private activity bonds" may be subject to the federal alternative minimum tax. In addition, a portion of the Fund's distributions may be taxable as ordinary income or capital gains and subject to state and local taxes including Montana state income tax. The tax treatment of distributions is the same whether you reinvest them in additional Fund shares or receive them in cash.

Payments to Broker-Dealers and Other Financial Intermediaries

If you purchase the Fund through a broker-dealer or other financial intermediary (such as a bank), the Fund and its related companies may pay the intermediary for the sale of Fund shares and related services. These payments may create a conflict of interest by influencing the broker-dealer or other intermediary and your salesperson to recommend the Fund over another investment. Ask your salesperson or visit your financial intermediary's Web site for more information.

VIKING TAX-FREE FUND FOR NORTH DAKOTA—FUND SUMMARY

Investment Objective

The Viking Tax-Free Fund for North Dakota (the “Fund”) seeks the highest level of current income that is exempt from federal and North Dakota personal income taxes and is consistent with preservation of capital.

Fees and Expenses of the Fund

This table describes the fees and expenses that you may pay if you buy, hold, and sell shares of the Fund. You may be required to pay other fees, such as brokerage commissions and/or other fees to financial intermediaries which are not reflected in the table or the example below. You may qualify for sales charge discounts with respect to purchases of Class A shares of the Fund if you and your family invest, or agree to invest in the future, at least \$50,000 in the Fund or in other funds in the Integrity/Viking family of funds. More information about these and other discounts is available from your financial professional and in “The Shares Offered—Class A Shares” and “How to Buy Shares—Investor Services” on pages 47 and 51, respectively, of the Fund’s prospectus, Appendix A of the Fund’s prospectus, and “Buying and Selling Shares” on page B-27 of the Fund’s statement of additional information.

	Class A Shares	Class I Shares
Shareholder Fees (fees paid directly from your investment)		
Maximum Sales Charge (Load) Imposed on Purchases (as a percentage of offering price)	2.50%	None
Maximum Deferred Sales Charge (Load) (as a percentage of the lesser of purchase price or redemption proceeds)	1.00%	None
Maximum Sales Charge (Load) Imposed on Reinvested Dividends	None	None
Redemption Fee Imposed (as a percentage of amount redeemed, if applicable)	None	None
Exchange Fee	None	None
Annual Fund Operating Expenses (expenses that you pay each year as a percentage of the value of your investment)		
Management Fees	0.50%	0.50%
Distribution and Service (12b-1) Fees	0.25%	None
Other Expenses	0.53%	0.53%
Total Annual Fund Operating Expenses	1.28%	1.03%
Fee Waivers and Expense Reimbursements ⁽¹⁾	(0.30%)	(0.30%)
Total Annual Fund Operating Expenses After Fee Waivers and Expense Reimbursements ⁽¹⁾	0.98%	0.73%

⁽¹⁾ The Fund’s investment adviser, Viking Fund Management, LLC (“Viking Management,” “investment manager,” or the “Adviser”), has contractually agreed to waive fees and reimburse expenses through November 29, 2024 so that Total Annual Fund Operating Expenses After Fee Waivers and Expense Reimbursements (excluding taxes, brokerage fees, commissions, extraordinary and non-recurring expenses, and acquired fund fees and expenses) do not exceed 0.98% for Class A Shares and 0.73% for Class I Shares of average daily net assets. This expense limitation agreement may only be terminated or modified prior to November 29, 2024 with the approval of the Fund’s Board of Trustees. The terms of the expense limitation agreement provide that Viking Management is entitled to recoup such amounts waived or reimbursed for a period of up to three years from the date on which Viking Management waived fees or reimbursed expenses for the Fund. The Fund will make repayments to the Adviser only if such repayment does not cause the annual Fund operating expenses (after the repayment is taken into account) to exceed both (1) the expense limitation in place when such amounts were waived and (2) the Fund’s current expense limitation.

Example—This Example is intended to help you compare the cost of investing in the Fund with the costs of investing in other mutual funds. The Example assumes that you invest \$10,000 in the Fund for the time periods indicated and then redeem all of your shares at the end of those periods. The Example also assumes that your investment has a 5% return each year, that the Fund’s operating expenses remain the same, and that the contractual expense limitation agreement remains in place for the first year. Although your actual costs may be higher or lower, based on these assumptions your costs would be:

1 Year		3 Years		5 Years		10 Years	
Class A	Class I	Class A	Class I	Class A	Class I	Class A	Class I
\$347	\$75	\$617	\$298	\$907	\$539	\$1,731	\$1,232

Portfolio Turnover—The Fund pays transaction costs, such as commissions, when it buys and sells securities (or “turns over” its portfolio). A higher portfolio turnover rate may indicate higher transaction costs and may result in higher taxes when Fund shares are held in a taxable account. These costs, which are not reflected in annual fund operating expenses or in the Example, affect the Fund’s performance. During the most recent fiscal period, the Fund’s portfolio turnover rate was 12.19% of the average value of its portfolio.

Principal Investment Strategies

To pursue its objective, the Fund normally invests at least 80% of its net assets (including any borrowings for investment purposes) in municipal securities that pay interest free from (a) federal income taxes, including the federal alternative minimum tax, and (b) North Dakota personal income taxes.

Municipal bonds are debt securities issued by or on behalf of states, territories, and possessions of the United States and their political subdivisions, agencies, authorities, and instrumentalities. The two general classifications of municipal bonds are “general obligation” and “revenue” bonds. General obligation bonds are secured by the issuer’s pledge of its faith, credit, and taxing power for the payment of principal and interest. Revenue bonds are payable only from the revenues derived from a particular facility or class of facilities or, in some cases, from the proceeds of a special excise tax or other specific revenue source.

The investment manager actively manages the Fund’s portfolio by selecting securities that it believes will provide the best balance between risk and return within the Fund’s range of allowable investments. The investment manager will consider selling a security with deteriorating credit or limited upside potential compared to other available bonds.

The Fund may invest up to 30% of its net assets in U.S. territorial obligations (including qualifying obligations of Puerto Rico, the U.S. Virgin Islands, and Guam), the interest on which is exempt from federal and North Dakota personal income taxes. The Fund may invest up to 20% of its net assets in private activity bonds (which are revenue bonds that finance privately operated facilities), the interest on which is a tax preference item for purposes of the federal alternative minimum tax.

The Fund may invest more than 25% of its net assets in municipal securities that finance similar types of projects, such as education, healthcare, housing, industrial development, transportation, utilities, or pollution control. Economic, business, political, or other changes that affect a type of project can similarly affect all securities of a similar type related to these projects. The Fund is non-diversified. This means that the Fund may invest a larger percentage of its assets in more limited number of issuers than a diversified fund.

All of the municipal securities in which the Fund invests are rated investment grade (BBB- or higher) at the time of purchase by a nationally recognized statistical rating organization such as S&P Global Ratings or Moody’s Investors Service, Inc. or are of comparable quality as determined by the Fund’s investment manager. If, subsequent to the purchase of a municipal security, the rating of a municipal security falls below investment grade, the Fund will not be required to dispose of the security.

Under normal circumstances, the Fund will maintain an average stated maturity at between five and twenty-five years.

Principal Risks

As with all mutual funds, there is the risk that you could lose money through your investment in the Fund. Many factors affect the Fund’s net asset value and performance. An investment in the Fund is not a deposit of a bank and is not insured or guaranteed by the Federal Deposit Insurance Corporation or any other government agency.

General market risk. There is no assurance that the Fund will meet its investment objective. The prices of the securities in which the Fund invests may fluctuate as a result of market factors such as interest rates, credit spreads, or commodity prices, and the Fund’s share price and the value of your investment may change. Since the value of the Fund’s shares can go up or down, it is possible to lose money by investing in the Fund.

Non-diversified fund risk. Because a relatively high percentage of the Fund’s assets may be invested in the securities of a limited number of issuers, the Fund’s portfolio may be more susceptible to any single event impacting the market value and returns of any one issuer than a diversified fund.

Municipal securities risk. The values of municipal securities may be adversely affected by a number of factors, including adverse tax, legislative, political, or interest rate changes, general economic and market conditions, and the financial condition of the issuers of municipal securities.

Single state risks. Because the Fund invests primarily in the municipal securities of North Dakota, it is particularly susceptible to any economic, political, or regulatory developments affecting a particular issuer or issuers of the North Dakota municipal securities in which it invests. Investing primarily in issues of a single state makes the Fund more sensitive to risks specific to the state. To the extent it invests a significant portion of its assets in the municipal securities of U.S. territories and possessions, the Fund will also be more sensitive to risks specific to such U.S. territories and possessions. In recent years, certain municipal bond issuers in Puerto Rico have been experiencing financial difficulties and rating agency downgrades.

Interest rate risk. Interest rate risk is the risk that debt securities will decline in value because of changes in interest rates. As nominal interest rates rise, the value of certain debt securities held by the Fund is likely to decrease. Debt securities with longer maturities tend to be more sensitive to changes in interest rates, usually making them more volatile than securities with shorter maturities.

Income risk. The income from the Fund’s portfolio may decline because of falling market interest rates. This can result when the Fund invests the proceeds from new share sales, or from matured or called bonds, at market rates that are below the portfolio’s current earnings rate.

Liquidity risk. Liquidity risk is the risk that the Fund may not be able to sell a holding in a timely manner at a desired price. Liquidity risk may result from the lack of an active market, the reduced number of traditional market participants, or the reduced capacity of traditional market participants to make a market in securities. The secondary market for certain municipal securities tends to be less developed and liquid than many other securities markets, which may adversely affect the Fund's ability to sell such municipal securities at attractive prices. Moreover, inventories of municipal securities held by brokers and dealers have decreased in recent years, lessening their ability to make a market in these securities. This reduction in market making capacity has the potential to decrease the Fund's ability to buy or sell bonds, and may increase bond price volatility and trading costs, particularly during periods of economic or market stress. As a result, the Fund may be forced to accept a lower price to sell a security, to sell other securities to raise cash, or to give up an investment opportunity, any of which could have a negative effect on performance. If the Fund needed to sell large blocks of securities to raise cash (such as to meet heavy shareholder redemptions), those sales could further reduce the securities' prices and hurt performance.

Maturity risk. Generally, longer-term securities are more susceptible to changes in value as a result of interest-rate changes than are shorter-term securities.

Credit risk. Credit risk is the possibility that an issuer will be unable to make interest payments or repay principal. Changes in an issuer's financial strength or in a security's credit rating may affect its value. Securities supported by insurance or other credit enhancements also have the credit risk of the entity providing the insurance or other credit support. Changes in the credit quality of the insurer or other credit provider could affect the value of the security and the Fund's share price. Not all securities are rated. In the event that rating agencies assign different ratings to the same security, the Fund's investment manager will determine which rating it believes best reflects the security's quality and risk at that time. Credit risks associated with certain particular classifications of municipal securities include:

General Obligation Bonds-Timely payments depend on the issuer's credit quality, ability to raise tax revenues, and ability to maintain an adequate tax base.

Revenue Bonds-Payments depend on the money earned by the particular facility or class of facilities, or the amount of revenues derived from another source.

Private Activity Bonds-Municipalities and other public authorities issue private activity bonds to finance development of facilities for use by a private enterprise. The private enterprise pays the principal and interest on the bond, and the issuer does not pledge its full faith, credit, and taxing power for repayment.

Municipal insurance risk. The Fund's investments may include investments in insured municipal securities. Municipal security insurance does not guarantee the value of either individual municipal securities or of shares of the Fund. In addition, a municipal security insurance policy generally will not cover: (i) repayment of a municipal security before maturity (redemption), (ii) prepayment or payment of an acceleration premium (except for a mandatory sinking fund redemption) or any other provision of a bond indenture that advances the maturity of the bond or (iii) nonpayment of principal or interest caused by negligence or bankruptcy of the paying agent. A mandatory sinking fund redemption may be a provision of a municipal security issue whereby part of the municipal security issue may be retired before maturity. Downgrades and withdrawal of ratings from insurers of municipal securities have substantially limited the availability of insurance sought by issuers of municipal securities thereby reducing the supply of insured municipal securities. Because of the consolidation among insurers of municipal securities, to the extent that the Fund invests in insured municipal securities, it is subject to the risk that credit risk may be concentrated among fewer insurers and the risk that events involving one or more insurers could have a significant adverse effect on the value of the securities insured by an insurer and on the municipal markets as a whole.

Call risk. Call risk is the likelihood that a security will be prepaid (or "called") before maturity. An issuer is more likely to call its bonds when interest rates are falling, because the issuer can issue new bonds with lower interest payments. If a bond is called, the Fund may have to replace it with a lower-yielding security.

Extension risk. Extension risk is the risk that an issuer will exercise its right to pay principal on an obligation held by the Fund later than expected. This may happen during a period of rising interest rates. Under these circumstances, the value of the obligation will decrease and the Fund will suffer from the inability to invest in higher yielding securities.

Portfolio strategy risk. The investment manager's skill in choosing appropriate investments for the Fund will determine in part the Fund's ability to achieve its investment objective.

Inflation risk. There is a possibility that the rising prices of goods and services may have the effect of offsetting a Fund's real return. This is likely to have a greater impact on the returns of bond funds and money market funds, which historically have had more modest returns in comparison to equity funds. As inflation increases, the value of the Fund's assets can decline as can the value of the Fund's distributions.

Tax risk. Income from municipal securities held by the Fund could be declared taxable because of unfavorable changes in tax laws, adverse interpretations by the Internal Revenue Service or state tax authorities, or noncompliant conduct of a bond issuer. Moreover, a portion of the Fund's otherwise exempt-interest dividends may be taxable to those shareholders subject to the federal alternative minimum tax. In addition, proposals have been made to restrict or eliminate the federal income tax exemption for interest on municipal securities, and similar proposals may be introduced in the future. Proposed "flat tax" and "value added tax" proposals could also have the effect of eliminating the tax preference for municipal securities. Some of these proposals would apply to interest on municipal securities issued before the date of enactment, which would adversely affect their value to a material degree. If such a proposal were enacted, the availability of municipal securities for investment by the Fund and the value of the Fund's portfolio would be adversely affected.

Municipal sector risk. The Fund may invest more than 25% of its total assets in municipal securities that finance, or pay interest from the revenues of, similar projects that tend to be impacted the same or similar ways by economic, business, or political developments, which would increase credit risk. For example, legislation on the financing of a project or a declining economic need for the project would likely affect all similar projects.

Risks of health care revenue bonds. The Fund may invest in health care revenue bonds. The health care sector is subject to regulatory action by a number of private and governmental agencies, including federal, state, and local governmental agencies. A major source of revenues for the health care sector is payments from the Medicare and Medicaid programs. As a result, the sector is sensitive to legislative changes and reductions in governmental spending for such programs. Numerous other factors may affect the sector, such as general economic conditions; demand for services; expenses (including malpractice insurance premiums); and competition among health care providers. In addition, various factors may adversely affect health care facility operations, including adoption of national, state and/or local health care reform measures; medical and technological advances which dramatically alter the need for health services or the way in which such services are delivered; changes in medical coverage which alter the traditional fee-for-service revenue stream; and efforts by employers, insurers and governmental agencies to reduce the costs of health care insurance and health care services.

Risks of housing revenue bonds. The Fund may invest in housing revenue bonds. Housing revenue bonds are generally issued by a state, county, city, local housing authority, or other public agency. They generally are secured by the revenues derived from mortgages purchased with the proceeds of the bond issue. It is extremely difficult to predict the supply of available mortgages to be purchased with the proceeds of an issue or the future cash flow from the underlying mortgages. Consequently, there are risks that proceeds will exceed supply, resulting in early retirement of bonds, or that homeowner repayments will create an irregular cash flow. Many factors may affect the financing of multi-family housing projects, including acceptable completion of construction, proper management, occupancy and rent levels, economic conditions, and changes to current laws and regulations.

Risks of educational revenue bonds. The Fund may invest in educational revenue bonds. These include municipal securities that are obligations of issuers which are, or which govern the operation of, schools, colleges, and universities and whose revenues are derived mainly from ad valorem taxes, or for higher education systems, from tuition, dormitory revenues, grants, and endowments. Litigation or legislation pertaining to ad valorem taxes may affect sources of funds available for the payment of school bonds. College and university obligations may be affected by the possible inability to raise tuitions and fees sufficiently to cover increased operating costs, the uncertainty of continued receipt of Federal grants and state funding, and new government or legislation or regulations which may adversely affect the revenues or costs of such issuers. In addition, student loan revenue bonds, which are generally offered by state (or substate) authorities or commissions and backed by pools of student loans, may be affected by numerous factors, including the rate of student loan defaults, seasoning of the loan portfolio, student repayment deferral periods of forbearance, potential changes in federal legislation, and state guarantee agency reimbursement.

Risks of electric utility revenue bonds. The Fund may invest in electric utility revenue bonds. The electric utilities industry has been experiencing increased competitive pressures. Additional risks associated with electric utility revenue bonds include: (a) the availability and costs of fuel; (b) the availability and costs of capital; (c) the effects of conservation on energy demand; (d) the effects of rapidly changing environmental, safety, and licensing requirements, and other federal, state, and local regulations; (e) timely and sufficient rate increases; and (f) opposition to nuclear power.

Risks of gas utility revenue bonds. The Fund may invest in gas utility revenue bonds. Gas utilities are subject to the risks of supply conditions and increased competition from other providers of utility services. In addition, gas utilities are affected by gas prices, which may be magnified to the extent that a gas company enters into long-term contracts for the purchase or sale of gas at fixed prices, since such prices may change significantly and to the disadvantage of the gas utility in the open market. Gas utilities are particularly susceptible to supply and demand imbalances due to unpredictable climate conditions and other factors and are subject to regulatory risks as well.

Risks of water and sewer revenue bonds. The Fund may invest in water and sewer revenue bonds. Issuers of water and sewer bonds face public resistance to rate increases, costly environmental litigation, and Federal environmental mandates. In addition, the lack of water supply due to insufficient rain, run-off, or snow pack may be a concern.

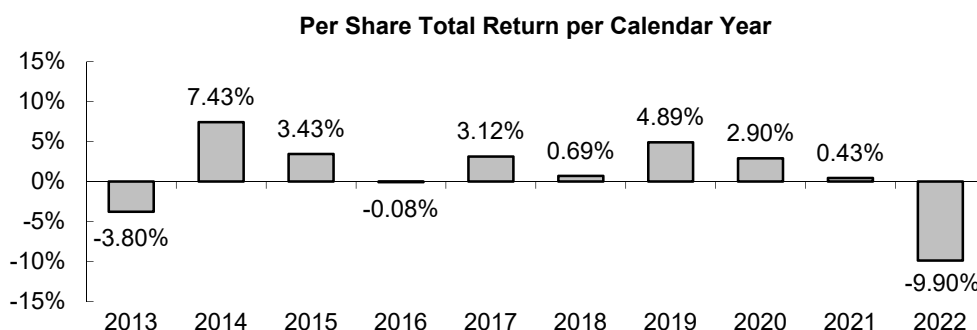
Cybersecurity risk. Cybersecurity breaches may allow an unauthorized party to gain access to Fund assets, customer data, or proprietary information, or cause the Fund and/or its service providers to suffer data corruption or lose operational functionality. The Fund’s share price may decline as a result of unauthorized actions taken during a security breach or subsequent market activity in response to the security breach.

Valuation risk. The sales price the Fund could receive for any particular portfolio investment may differ from the Fund’s valuation of the investment, particularly for securities that trade in thin or volatile markets or that are valued using a fair value methodology.

Fund Performance

The following bar chart and table provide some indication of the risks of investing in the Fund. The Fund’s past performance (before and after taxes) is not necessarily an indication of how the Fund will perform in the future. Updated performance information is available at www.integrityvikingfunds.com or by calling 800-276-1262.

The bar chart below shows the variability of the Fund’s performance from year to year for Class A shares. The bar chart and highest/lowest quarterly returns that follow do not reflect sales charges, and if these charges were reflected, the returns would be less than those shown.



During the ten-year period shown in the bar chart, the highest return for a quarter was 3.59% (quarter ended December 31, 2022) and the lowest return for a quarter was -5.31% (quarter ended March 31, 2022). The Fund’s calendar year-to-date total return as of September 30, 2023 was -3.69%.

The table below shows the Fund’s average annual total returns for 1, 5, and 10 years for Class A shares, and for 1, and 5 year and since inception for Class I shares, and how they compare with those of a broad measure of market performance. The return information below reflects applicable sales charges. After-tax returns are calculated using the historical highest individual federal marginal income tax rates and do not reflect the impact of state and local taxes. After-tax returns are shown for Class A shares only; after-tax returns for Class I shares will vary. Actual after-tax returns depend on an investor’s tax situation and may differ from those shown, and after-tax returns shown are not relevant to investors who hold their Fund shares through tax-advantaged arrangements, such as 401(k) plans or individual retirement accounts (“IRAs”).

Average Annual Total Returns
(for the periods ended December 31, 2022)

	<u>1 Year</u>	<u>5 Years</u>	<u>10 Years</u>	<u>Since Inception</u>
Class A (Inception date: August 3, 1999)				
Return Before Taxes	-12.13%	-0.83%	0.55%	N/A
Return After Taxes on Distributions	-12.11%	-0.83%	0.55%	N/A
Return After Taxes on Distributions and Sale of Fund Shares	-8.84%	-0.11%	0.98%	N/A
Class I (Inception date: August 1, 2016)				
Return Before Taxes	-9.76%	-0.09%	N/A	-0.04%
Bloomberg Barclays Capital Municipal Bond Index ⁽¹⁾ (reflects no deduction for fees, expenses, or taxes)	-8.53%	1.25%	2.13%	1.17% (Class I)

⁽¹⁾ The Bloomberg Barclays Capital Municipal Bond Index is an unmanaged index that includes investment-grade, tax-exempt, and fixed-rate bonds with maturities greater than two years selected from issues larger than \$75 million.

Management

Investment Adviser —Viking Fund Management, LLC is the Fund’s investment adviser.

Portfolio Managers —Shannon D. Radke, Senior Portfolio Manager and President of Viking Fund Management, LLC, has served as the Fund’s portfolio manager since its inception in August 1999. Josh Larson, Portfolio Manager, has served as the Fund’s portfolio manager since April 2015.

Purchase and Sale of Fund Shares

You may purchase, redeem, or exchange shares of the Fund on any business day, which is any day the New York Stock Exchange is open for business. You may purchase, redeem, or exchange shares of the Fund either through a financial advisor or directly from the Fund.

The minimum initial purchase or exchange into the Fund is \$1,000 (\$50 for accounts opened through an automatic investment plan account and \$250 for an IRA account). The minimum subsequent investment is \$50. The Fund may, however, accept investments of smaller initial or subsequent amounts at its discretion. Class I shares are not available for IRAs or employer sponsored IRAs, unless purchased through a fee-based advisory account with a financial intermediary. You may contact the Fund’s transfer agent, Integrity Fund Services, LLC, by mail at PO Box 759, Minot, ND 58702, or by calling 800-601-5593.

Tax Information

Distributions of the Fund’s net interest income from tax-exempt securities are generally expected to be exempt from regular federal income tax and North Dakota state income tax; however, distributions derived from interest paid on certain “private activity bonds” may be subject to the federal alternative minimum tax. In addition, a portion of the Fund’s distributions may be taxable as ordinary income or capital gains and subject to state and local taxes including North Dakota state income tax. The tax treatment of distributions is the same whether you reinvest them in additional Fund shares or receive them in cash.

Payments to Broker-Dealers and Other Financial Intermediaries

If you purchase the Fund through a broker-dealer or other financial intermediary (such as a bank), the Fund and its related companies may pay the intermediary for the sale of Fund shares and related services. These payments may create a conflict of interest by influencing the broker-dealer or other intermediary and your salesperson to recommend the Fund over another investment. Ask your salesperson or visit your financial intermediary’s Web site for more information.

ADDITIONAL INFORMATION ABOUT THE FUNDS

Investment Objectives and Policies

The Kansas Municipal Fund (the “Kansas Fund”) seeks the highest level of current income that is exempt from federal and Kansas personal income taxes and is consistent with preservation of capital.

The Maine Municipal Fund (the “Maine Fund”) seeks the highest level of current income that is exempt from federal and Maine personal income taxes and is consistent with preservation of capital.

The Nebraska Municipal Fund (the “Nebraska Fund”) seeks the highest level of current income that is exempt from federal and Nebraska personal income taxes and is consistent with preservation of capital.

The Oklahoma Municipal Fund (the “Oklahoma Fund”) seeks the highest level of current income that is exempt from federal and Oklahoma personal income taxes and is consistent with preservation of capital.

The Viking Tax-Free Fund for Montana (the “Montana Fund”) seeks the highest level of current income that is exempt from federal and Montana personal income taxes and is consistent with preservation of capital.

The Viking Tax-Free Fund for North Dakota (the “North Dakota Fund”) seeks the highest level of current income that is exempt from federal and North Dakota personal income taxes and is consistent with preservation of capital.

The Kansas Fund, Maine Fund, Nebraska Fund, Oklahoma Fund, Montana Fund, and North Dakota Fund are each referred to herein as a “Fund” and collectively as the “Funds.” Each Fund’s investment objective is a fundamental investment policy. A Fund’s fundamental investment policy cannot be changed without the consent of the holders of a majority of that Fund’s outstanding shares. Please see the Statement of Additional Information (“SAI”) for additional fundamental policies and related information applicable to the Funds.

Temporary Defensive Positions

During unusual market or other conditions, a Fund may temporarily depart from its investment objective and invest up to 100% of its assets in short-term U.S. Government obligations, cash, and cash equivalents. During such times, the Fund may be unable to pursue its investment objective. In addition, interest on these short-term investments may be taxable.

Principal Risks

Risk is inherent in all investing. Investing in the Funds involves risk, including the risk that you may receive little or no return on your investment or that you may even lose part or all of your investment. An investment in the Funds is not a deposit of a bank and is not insured or guaranteed by the Federal Deposit Insurance Corporation or any other government agency. Before you invest in a Fund, you should consider its principal risks. Below is additional information about certain of the principal risks that are described in the Fund Summaries:

General Market Risk: Each Fund’s net asset value, yield and total return will fluctuate based upon changes in the value of its portfolio securities. The market value of securities in which a Fund invests is based upon the market’s perception of the underlying value and is not necessarily an objective measure of the securities’ values. There is no assurance that a Fund will achieve its investment objective. An investment in a Fund is not by itself a complete or balanced investment program.

Non-Diversified Fund Risk: Each Fund, except the Kansas Fund and Oklahoma Fund, is non-diversified and as such, may invest a relatively high percentage of its assets in the securities of a single issuer. As a result, the Fund is exposed to greater market risk, as its portfolio securities may be more susceptible to any single economic, business, political, or regulatory occurrence than the portfolio securities of a diversified fund.

In addition, because of the relatively small number of issuers of municipal securities in the respective state, the Funds are more likely to invest a higher percentage of their assets in the securities of a single issuer than an investment company that invests in a broad range of tax-exempt securities. As a result, the Funds are subject to greater risks of loss if an issuer is unable to make interest or principal payments or if the market value of such securities declines.

Each Fund also may invest in the securities of issuers of municipal securities in U.S. territories and possessions. As a result, to the extent they invest in such securities, the Funds will be more susceptible to economic, political, or regulatory developments that could adversely affect issuers in a U.S. territory or possession and therefore the value of the Funds’ portfolios.

Municipal Securities Risk: The market values of municipal securities may decline, at times sharply and unpredictably. Market values of municipal securities are affected by a number of different factors, including tax, legislative and political changes, changes in interest rates, the credit quality of municipal securities issuers, and general economic and market conditions. Adverse conditions in an industry significant to a local economy could have a correspondingly adverse effect on the financial condition of local issuers. Other factors that could affect municipal securities include a change in the local, state or national economy, demographic factors, ecological or environmental concerns, statutory limitations on an issuer's ability to increase taxes, and other developments generally affecting the revenue of issuers (for example, legislation or court decisions reducing state aid to local governments or mandating additional services). Lower-quality municipal securities may suffer larger price declines and more volatility than higher-quality municipal securities in response to negative issuer-specific developments or general economic news. During times of low demand or decreased liquidity in the municipal securities market, prices of municipal securities, particularly lower-quality municipal securities, may decline sharply, without regard to changes in interest rates or issuer-specific credit-related events. Such periods of decreased liquidity may occur when dealers that make a market in municipal securities are unable or unwilling to do so, particularly during periods of economic or financial distress.

Single State Risks: Because each Fund invests a significant portion of its assets in the securities of issuers located in a given state or U.S. territory or possession, it will be disproportionately affected by political and economic conditions and developments in that state, territory or possession. In addition, economic, political or regulatory changes in that state, territory or possession could adversely affect municipal bond issuers in that state, territory or possession and therefore the value of a Fund's investment portfolio.

The Funds may invest in bonds of municipal issuers located in Puerto Rico. In recent years, municipal securities issued by Puerto Rico and its agencies and instrumentalities have been subject to multiple credit downgrades as a result of Puerto Rico's ongoing fiscal challenges and uncertainty about the ability to make full repayment on these obligations. More recently, certain issuers of Puerto Rican municipal securities have failed to make payments on obligations that have come due, and additional missed payments or defaults may occur in the future.

For additional information, see Appendix A to the SAI.

Interest Rate Risk: Interest rate risk is the risk that debt securities will decline in value because of changes in interest rates. As nominal interest rates rise, the value of certain debt securities held by the Fund is likely to decrease. Debt securities with longer maturities tend to be more sensitive to changes in interest rates, usually making them more volatile than securities with shorter maturities. Rising interest rates also may lengthen the duration of debt securities with call features, since exercise of the call becomes less likely as interest rates rise, which in turn will make the securities more sensitive to changes in interest rates and result in even steeper price declines in the event of further interest rate increases.

Credit Risk: Credit risk is the possibility that an issuer will be unable to make interest payments or repay principal. Economic downturns often result in reduced levels of taxes collected and revenues earned for municipalities. This, in turn, lessens the financial strength of a municipality and increases the credit risk of the securities it issues.

Generally, lower rated bonds provide higher current income but are considered to carry greater credit risk than higher rated bonds. The ratings of a rating agency represent its opinion as to the credit quality of the debt securities it undertakes to rate and do not evaluate market risk. Ratings are not absolute standards of credit quality; consequently, debt securities with the same maturity, duration, coupon, and rating may have different yields. Rating agencies may fail to make timely changes in credit ratings and an issuer's current financial condition may be better or worse than a rating indicates.

Cybersecurity Risk: As the use of technology has become more prevalent in the course of business, the Funds have become potentially more susceptible to operational and financial risks through breaches in cybersecurity. These risks include theft, loss, misuse, improper release, corruption and destruction of, or unauthorized access to, confidential or highly restricted data relating to a Fund and its shareholders; and compromises or failures to systems, networks, devices and applications relating to the operations of a Fund and its service providers. Cybersecurity issues may result in, among other things, financial losses to a Fund and its shareholders; the inability of a Fund to transact business with its shareholders or to engage in portfolio transactions; delays or mistakes in the calculation of a Fund's net asset value or other materials provided to shareholders; the inability to process transactions with shareholders or other parties; violations of privacy and other laws; regulatory fines, penalties and reputational damage; and compliance and remediation costs, legal fees and other expenses. A Fund's service providers, financial intermediaries, entities in which a Fund invests and parties with which a Fund engages in portfolio or other transactions also may be adversely impacted by cybersecurity risks, resulting in losses to a Fund or its shareholders. There can be no guarantee that any risk management systems established to address and reduce cybersecurity risks will succeed, and the Funds cannot control such systems put in place by service providers, issuers or other third parties whose operations may affect the Funds and/or their shareholders.

Valuation Risk: The sales price a Fund could receive for any particular portfolio investment may differ from the Fund's valuation of the investment, particularly for securities that trade in thin or volatile markets or that are valued using a fair value methodology. Investors who purchase or redeem Fund shares on days when a Fund is holding fair-valued securities may receive fewer or more shares or lower

or higher redemption proceeds than they would have received if the Fund had not fair-valued the security or had used a different valuation methodology.

Tax Risk: Tax risk is the risk that income from municipal securities held by a Fund could be declared taxable because of, for example, unfavorable changes in tax laws, adverse interpretations by the Internal Revenue Service or state tax authorities, or noncompliant conduct of a bond issuer. Moreover, a portion of the Funds' otherwise exempt-interest dividends may be taxable to those shareholders subject to the alternative minimum tax. In addition, proposals have been made to restrict or eliminate the federal income tax exemption for interest on municipal securities, and similar proposals may be introduced in the future. Proposed "flat tax" and "value added tax" proposals could also have the effect of eliminating the tax preference for municipal securities. Some of these proposals would apply to interest on municipal securities issued before the date of enactment, which would adversely affect their value to a material degree. If such a proposal were enacted, the availability of municipal securities for investment by the Funds and the value of the Funds' portfolios would be adversely affected.

Portfolio Holdings

The Funds have established policies and procedures with respect to the disclosure of portfolio holdings and other information concerning Fund characteristics. Such policies and procedures regarding disclosure of portfolio holdings are designed to prevent the misuse of material, non-public information about the Funds. A description of these policies and procedures is provided in the SAI.

DISTRIBUTION AND TAXES

Dividends and Capital Gain Distributions

Each Fund declares daily dividends from its net investment income. Net investment income consists of all interest income earned on portfolio assets less all Fund expenses. Income dividends are distributed monthly and net realized capital gains, if any, are distributed annually.

To receive a dividend or other distribution, you must be a shareholder on the record date. The record dates for the Funds' distributions will vary. The amount of the Funds' distributions will vary, and there is no guarantee each Fund will pay distributions.

The Funds automatically reinvest your dividends and capital gains distributions in additional Fund shares at net asset value unless you request distributions to be received in cash. You may change your selected method of distribution, provided such change will be effective only for distributions paid seven or more days after Integrity Fund Services, LLC ("Integrity Fund Services" or the "Transfer Agent") receives the request.

Dividends that are not reinvested are paid by check or transmitted electronically to your bank account, with the same names as the account registration, using the ACH network. You may have your distribution check paid to a third party or sent to an address other than your address of record, although a signature guarantee will be required. For further information, please contact Integrity Fund Services at 800-601-5593.

Taxes

This section summarizes some of the main U.S. federal income tax consequences of owning shares of a Fund. This section is current as of the date of this prospectus. Tax laws and interpretations change frequently and these summaries do not describe all of the tax consequences to all taxpayers. For example, these summaries generally do not describe your situation if you are a corporation, a non-U.S. person, a broker/dealer, or other investor with special circumstances. Because the Funds invest primarily in municipal securities from a particular state, the regular monthly dividends payable from the net tax-exempt interest earned from such municipal securities that you, as a taxpayer in that state, receive, are generally expected to be exempt from regular federal income tax and, subject to the provisions of that state's tax law, the regular personal income tax of that state. This section, however, does not describe your state, local or foreign tax consequences. For more detailed information regarding certain state tax consequences of a Fund investment, see the SAI.

This federal income tax summary is based in part on the advice of counsel to the Funds. The Internal Revenue Service ("IRS") could disagree with any conclusions set forth in this section. In addition, counsel to the Funds was not asked to review, and has not reached a conclusion with respect to, the federal income tax treatment of the assets to be acquired by the Funds. This may not be sufficient for you to use for the purpose of avoiding penalties under federal tax law.

As with any investment, you should seek advice based on your individual circumstances from your own tax advisor.

Fund Status

Each Fund intends to qualify as a regulated investment company (“RIC”) under the U.S. federal income tax laws. During periods when a Fund qualifies as a RIC and distributes all its income, the Fund generally will not pay federal income taxes.

Distributions

Except for exempt-interest dividends as described below, Fund distributions are generally taxable. After the end of each year, you will receive a tax statement that separates your Fund’s distributions into categories. The statement will separate the distributions into three categories: ordinary income distributions, capital gain dividends, and exempt-interest dividends. Ordinary income distributions are generally taxed at your ordinary tax rate. The Funds intend to distribute dividends that qualify as “exempt-interest dividends,” which generally are excluded from your gross income for federal income tax purposes. Distributions of the Funds’ interest income on certain private activity bonds may be an item of tax preference for purposes of the alternative minimum tax applicable to individuals. Some or all of the exempt-interest dividends may have other tax consequences (e.g., they may affect the amount of your social security benefits that are taxed), and income exempt from federal income tax may be subject to state and local tax. Although the Funds do not seek to realize taxable income or capital gains, the Funds may realize and distribute taxable ordinary income or capital gains as a result of their normal investment activities. Generally, you will treat all capital gain dividends as long-term capital gains regardless of how long you have owned your shares. To determine your actual tax liability for your capital gain dividends, you must calculate your total net capital gain or loss for the tax year after considering all of your other taxable transactions, as described below. In addition, the Funds may make distributions that represent a return of capital for federal income tax purposes. If a Fund makes a return of capital distribution, the distribution will not be taxable to you to the extent of your basis in your shares and thereafter will be treated as a capital gain. Because a return of capital distribution reduces the basis of your shares, a return of capital distribution may result in a higher capital gain or lower capital loss when you sell your shares. The tax status of your distributions from your Fund is not affected by whether you reinvest your distributions in additional shares or receive them in cash. The tax laws may require you to treat distributions made to you in January as if you had received them on December 31 of the previous year. Income from the Fund may also be subject to a 3.8% “Medicare tax.” This tax generally applies to your net investment income if your adjusted gross income exceeds certain threshold amounts, which are \$250,000 in the case of married couples filing joint returns and \$200,000 in the case of single individuals. Interest that is excluded from gross income and exempt-interest dividends from a Fund are generally not included in your net investment income for purposes of this tax. The Funds do not expect to make distributions that constitute qualified dividend income.

Dividends Received Deduction

A corporation that owns shares generally will not be entitled to the dividends received deduction with respect to the dividends received from a Fund.

Sale or Redemption of Shares

If you sell or redeem your shares, you will generally recognize a capital gain or loss that is taxable. To determine the amount of this gain or loss, you must subtract your tax basis in your shares from the amount you receive in the transaction. Your tax basis in your shares is generally equal to the cost of your shares, generally including sales charges. In some cases, however, you may have to adjust your tax basis after you purchase your shares. Further, if you hold your shares in a Fund for six months or less, any loss incurred by you related to the disposition of such a share will be disallowed to the extent of the exempt-interest dividends you received, except as otherwise described in the next section.

Capital Gains and Losses

If you are an individual, the maximum federal income tax rate for net capital gain is generally 20%. Capital gains may also be subject to the “Medicare tax” described above.

Net capital gain equals net long-term capital gain minus net short-term capital loss for the taxable year. Capital gain or loss is long-term if the holding period for the asset is more than one year and is short-term if the holding period for the asset is one year or less. You must exclude the date you purchase your shares to determine your holding period. If you hold a share in a Fund for six months or less, any loss incurred by you related to the disposition of such share will be disallowed to the extent of the exempt-interest dividends you received, except in the case of a regular dividend paid by the Fund if the Fund declares exempt-interest dividends on a daily basis in an amount equal to at least 90 percent of its net tax-exempt interest and distributes such dividends on a monthly or more frequent basis. To

the extent, if any, it is not disallowed, it will be re-characterized as long-term capital loss to the extent of any capital gain dividend received. The tax rates for capital gains realized from assets held for one year or less are generally the same as for ordinary income. The Internal Revenue Code of 1986, as amended (the “Code”), treats certain capital gains as ordinary income in special situations and may limit your ability to use capital losses.

Exchanges

If you exchange shares of your Fund for shares of another fund, the exchange would generally be considered a sale of the exchanged shares for federal income tax purposes, and any gain on the transaction may be subject to federal income tax.

Buying Shares Close to a Record Date

Buying Fund shares shortly before the record date for a taxable dividend is commonly known as “buying the dividend.” The entire dividend may be taxable to you even though a portion of the dividend effectively represents a return of your purchase price.

Medicare Tax

An additional 3.8% Medicare tax is imposed on certain net investment income (including dividends and capital gain distributions received from a Fund and net gains from redemptions or other taxable dispositions of shares of the Fund) of U.S. individuals, estates and trusts to the extent that such person’s “modified adjusted gross income” (in the case of an individual) or “adjusted gross income” (in the case of an estate or trust) exceeds a threshold amount.

Backup Withholding

A Fund may be required to withhold U.S. federal income tax at a rate of 24% from all distributions (including exempt-interest dividends) and redemption proceeds payable to shareholders who fail to provide the Fund with their correct taxpayer identification number or to make required certifications, or who have been notified (or a Fund is notified) by the IRS that they are subject to backup withholding. This withholding is not an additional tax. Any amounts withheld may be credited against the shareholder’s federal income tax liability, provided the required information is furnished to the IRS.

Foreign Investors

If you are a foreign investor (i.e., generally an investor other than a U.S. citizen or resident, or a U.S. corporation, partnership, estate, or trust), you should be aware that, generally, subject to applicable tax treaties, distributions from the Funds will be characterized as dividends for federal income tax purposes (other than dividends which the Funds properly report as capital gain dividends) and, other than exempt-interest dividends, will be subject to U.S. income taxes (including withholding taxes) subject to certain exceptions described below. However, distributions received by a foreign investor from the Funds that are properly reported by the Funds as capital gain dividends may not be subject to U.S. federal income taxes (including withholding taxes) provided that the Funds make certain elections and certain other conditions are met. Distributions from the Funds that are properly reported by the Funds as an interest-related dividend attributable to certain interest income received by the Funds or as a short-term capital gain dividend attributable to certain net short-term capital gain income received by the Funds may not be subject to U.S. federal income taxes, including withholding taxes when received by certain foreign investors, provided that the Funds make certain elections and certain other conditions are met. In addition, distributions may be subject to a U.S. withholding tax of 30% in the case of distributions to (i) certain non-U.S. financial institutions that have not entered into an agreement with the U.S. Treasury to collect and disclose certain information and are not resident in a jurisdiction that has entered into such an agreement with the U.S. Treasury and (ii) certain other non-U.S. entities that do not provide certain certifications and information about the entity’s U.S. owners. Dispositions of shares and capital gain dividends received by such persons may be subject to such withholding after December 31, 2018. A Fund may elect not to report any amounts as interest-related dividends or as short-term capital gain dividends. You should also consult your tax advisor with respect to other U.S. tax withholding and reporting requirements.

Foreign Account Tax Compliance Act

In addition, distributions in respect of shares may be subject to a U.S. withholding tax of 30% in the case of distributions to (i) certain non-U.S. financial institutions that have not entered into an agreement with the U.S. Treasury to collect and disclose certain information and are not resident in a jurisdiction that has entered into such an agreement with the U.S. Treasury and (ii) certain other non-U.S. entities that do not provide certain certifications and information about the entity’s U.S. owners. Dispositions of shares and capital gain

dividends received by such persons may be subject to such withholding after December 31, 2018. You should also consult your tax advisor with respect to other U.S. tax withholding and reporting requirements.

Cost Basis Method

For shares acquired on or after January 1, 2012, you may elect a cost basis method to apply to existing and future accounts you may establish. The cost basis method you select will determine the order in which shares are redeemed and how your cost basis information is calculated and subsequently reported to you and to the IRS. Please contact your tax advisor to determine which cost basis method best suits your specific situation. If you hold your account directly with Viking Mutual Funds, please contact Integrity Fund Services at 800-601-5593 for instructions on how to make your election. If you hold your account with a financial intermediary, please contact that financial intermediary for instructions on how to make your election. If you hold your account directly with Viking Mutual Funds and do not elect a cost basis method, your account will default to the First In, First Out (FIFO) method. Under this method, the first shares purchased are treated as sold first. Financial intermediaries choose their own default method.

MANAGEMENT

The Board of Trustees has overall responsibility for the management of the Funds. Viking Fund Management, LLC (“Viking Management,” “investment manager” or the “Adviser”), PO Box 500, Minot, North Dakota 58702, is the Funds’ investment manager. Since July 31, 2009, Viking Management has been a wholly-owned subsidiary of Corridor Investors, LLC (“Corridor”), a North Dakota limited liability company that was organized in January 2009. As of November 7, 2023, Viking Management had net assets under management of approximately \$800 million.

The Funds have retained Viking Management to provide the Funds with investment advice and portfolio management. Viking Management has acted as investment manager for the North Dakota Fund and Montana Fund since their inception in August 1999. Since August 1, 2009, Viking Management has also acted as investment manager to the Kansas Fund, Maine Fund, Nebraska Fund, and Oklahoma Fund and the six funds in The Integrity Funds. The six Integrity Funds, together with the Funds, comprise the Integrity/Viking family of funds (the “Integrity/Viking Funds”). The portfolio management team for each Fund consists of Shannon D. Radke (Senior Portfolio Manager) and Josh Larson (Portfolio Manager).

Mr. Radke is a Governor and President of Viking Management and a Governor of Corridor. In addition to the Funds, Mr. Radke serves as co-portfolio manager to various other funds currently advised by Viking Management. Mr. Radke holds a Bachelor of Business Administration degree in Banking and Finance from the University of North Dakota. He has been engaged in the securities business since 1988 as a securities representative and as operations manager and later as chief operating officer of an investment advisory firm. Mr. Radke founded Viking Management in September 1998.

Mr. Larson holds Bachelor of Science degrees in Finance and Management from Minot State University. He joined Integrity Viking Funds in 2010 in the fund accounting division and as a research analyst for certain funds advised by Viking Management. In addition, since May 2012 Mr. Larson has served as a co-portfolio manager of the Integrity Dividend Harvest Fund, and since May 2013 he has served as a co-portfolio manager of the Integrity Growth & Income Fund.

The SAI provides additional information about the portfolio managers’ compensation, other accounts managed by the portfolio managers and the portfolio managers’ ownership of securities in the Funds.

Viking Management is responsible for: (a) providing a program of continuous investment management for each Fund in accordance with the Fund’s investment objectives, policies and restrictions; (b) making investment decisions for each Fund; and (c) placing orders to purchase and sell securities for each Fund. The investment advisory agreement between the Funds and Viking Management (the “Investment Advisory Agreement”) provides for an annual fund management fee computed daily and paid monthly at the following annual rates as a percentage of each Fund’s average daily net assets:

Fund	Annual Rate (as a percentage of average daily net assets)
Kansas Fund	0.50%
Maine Fund	0.50%
Nebraska Fund	0.50%
Oklahoma Fund	0.50%
Montana Fund	0.50%
North Dakota Fund	0.50%

For the fiscal year ended July 31, 2023, the Funds paid, after contractual waivers and expense reimbursements, if any, the following management fees to Viking Management, as a percentage of average net assets:

Fund	Fee Paid to Viking Management (as a percentage of average daily net assets)
Kansas Fund	0.31%
Maine Fund	0.00%
Nebraska Fund	0.28%
Oklahoma Fund	0.30%
Montana Fund	0.31%
North Dakota Fund	0.20%

Each Fund generally pays its own operating expenses, including but not limited to the costs associated with custodian, administrative, transfer agent, accounting, legal and audit services. (Please refer to the SAI for an additional discussion of Fund expenses.) A portion of these costs may be reimbursed by the Investment Adviser, either at its discretion or pursuant to a contractual fee waiver and expense reimbursement agreement.

Viking Management has contractually agreed to waive its fees or reimburse each Fund for its expenses (excluding taxes, brokerage fees, commissions, extraordinary and non-recurring expenses, and the fees and expenses of acquired funds), through November 29, 2024 so that the Fund's total annual operating expenses do not exceed 0.98% of average daily net assets with respect to Class A shares and 0.73% of average daily net assets with respect to Class I shares. The terms of the expense limitation agreement provide that effective November 28, 2018 Viking Management is entitled to recoup from a Fund such amounts waived or reimbursed for a period of up to three years from the date on which Viking Management waived fees or reimbursed expenses for the Fund. The Fund will make repayments to the Adviser only if such repayment does not cause the annual Fund operating expenses (after the repayment is taken into account) to exceed both (1) the expense limitation in place when such amounts were waived and (2) the Fund's current expense limitation.

In addition, certain affiliated service providers, including Integrity Fund Services, LLC and Integrity Funds Distributor, LLC, may voluntarily waive from time to time all or a portion of their respective fees, which waiver may occur before Viking Management waives any of its fee or reimburses any expenses to satisfy its contractual expense limitation agreement. Amounts voluntarily waived are not eligible for repayment.

A discussion regarding the basis for the Board of Trustees' approval of the Investment Advisory Agreement is available in the semi-annual report to shareholders for the period ended January 31, 2023.

Manager-of-Managers

Under the Investment Advisory Agreement between Viking Management and the Funds, Viking Management is authorized, at its own cost and expense, to enter into a sub-advisory agreement with a sub-adviser with respect to the respective Fund. If an investment adviser delegates portfolio management duties to a sub-adviser, the Investment Company Act of 1940 (the "1940 Act") generally requires that the sub-advisory agreement between the adviser and the sub-adviser be approved by the Board and by Fund shareholders. Specifically, Section 15 of the 1940 Act, in relevant part, makes it unlawful for any person to act as an investment adviser (including as a sub-adviser) to a mutual fund, except pursuant to a written contract that has been approved by shareholders.

In 2009, shareholders of each Fund approved a "manager-of-managers" structure for their Fund. The Funds have received an order from the Securities and Exchange Commission ("SEC") permitting the Funds to be managed under a "manager-of-managers" structure (the "SEC Order"). The SEC Order generally permits Viking Management to enter into and materially amend sub-advisory agreements with unaffiliated sub-advisers subject to approval by the Board of Trustees, but without obtaining shareholder approval. If a sub-adviser is hired to provide sub-advisory services to a Fund, such Fund will provide information concerning the sub-adviser to shareholders of the Fund concerned.

Under the "manager-of-managers" structure for a Fund, Viking Management would remain the primary provider of investment advisory services to the Fund, would be permitted to hire or change sub-advisers, as appropriate, and would have ultimate responsibility (subject to oversight by the Funds' Board of Trustees) to oversee sub-advisers and recommend to the Board their hiring, termination, and replacement. Viking Management would remain responsible for providing general management services to a Fund utilizing the manager-of-managers structure, including overall supervisory responsibility for the general management and investment of the Fund's assets, and, subject to review and approval of the Board of Trustees, would, among other things: (i) set the Fund's overall investment strategies; (ii) evaluate, select, and recommend sub-advisers to manage all or a part of the Fund's assets; (iii) when appropriate, allocate and reallocate the Fund's assets among multiple sub-advisers; (iv) monitor and evaluate the performance of sub-advisers; and (v) implement procedures reasonably designed to ensure that the sub-advisers comply with the Fund's investment objectives, policies and restrictions.

FUND SERVICE PROVIDERS

The custodian of the assets of the Funds other than cash is UMB Bank, N.A., Institutional Custody, 928 Grand Blvd, Kansas City, MO 64105.

Integrity Fund Services, a wholly-owned subsidiary of Corridor, is the Funds' transfer agent and accounting and administrative services provider. As such, Integrity Fund Services performs pricing, data processing, accounting, and other administrative services for the operation of the Funds and the maintenance of shareholder accounts.

THE SHARES OFFERED

Each Fund offers Class A shares and Class I shares. As described below, Class A shares and Class I shares differ in certain ways, including with respect to sales charges and fees. Information about the manner in which the Funds offer shares is set forth below in this section and subsequent sections of the prospectus. Information relating to eligibility to invest in a particular share class, minimum investment amounts, investor services, and sales charge reductions and waivers applies if you are transacting directly with the Funds. Shares of the Funds are also available through certain financial intermediaries, such as a bank or broker-dealer. If you invest through an intermediary, you are not transacting directly with a Fund and you must follow that intermediary's transaction procedures which may include different requirements to invest in a particular share class, minimum investment amounts, investor services, and sales charge reductions and waivers. Appendix A to the prospectus sets forth a description of the sales charge reductions and waivers applicable to Fund shares purchased through Edward Jones, Raymond James, Oppenheimer & Co. Inc., Robert W. Baird & Co., and Morgan Stanley Wealth Management, as such information was provided to the Funds by the intermediary.

Your intermediary may impose charges for its services in addition to the fees charged by the Funds. You should consult with your intermediary for information regarding its conditions, procedures, and fees for transacting in Fund shares. The Funds are not responsible for the implementation of any intermediary's transaction procedures or sales charge reductions and waivers.

Class A Shares

You can buy Class A shares at the offering price, which is the net asset value ("NAV") per share plus an up-front sales charge. Each Fund has adopted a plan under Rule 12b-1 under the 1940 Act with respect to its Class A shares that authorizes each Fund to compensate its distributor, Integrity Funds Distributor, LLC ("Integrity Funds Distributor" or the "Distributor") for services performed and expenses incurred by the Distributor in connection with the distribution of Class A shares of the Fund and for providing personal services and the maintenance of shareholder accounts. Under its respective plan, with respect to its Class A shares, each Fund may pay an annual Rule 12b-1 fee of up to 0.25% of its average daily net assets for distribution and shareholder services. The Distributor may pay a portion of the distribution and services fees to your financial adviser for providing distribution and ongoing services to you, respectively. The Distributor retains the up-front sales charge and the service fee on accounts with no authorized dealer of record. Because these fees are paid out of a Fund's assets on an on-going basis, over time these fees will increase the cost of your investment and may cost you more than paying other types of sales charges.

The up-front sales charge and the commissions paid to dealers for the Funds are as follows:

When You Invest This Amount	The Sales Charge Makes Up This % Of The Offering Price	Sales Charge as % of Net Amount Invested	Authorized Dealer Commission as % of Public Offering Price
Less than \$50,000	2.50%	2.56%	2.00%
\$50,000 but less than \$100,000	2.00%	2.04%	1.75%
\$100,000 but less than \$200,000	1.50%	1.52%	1.25%
\$200,000 or more	0.00%	0.00%	1.00%*

*The Distributor will pay a commission of 1.00% out of its own resources to broker-dealers who initiate and are responsible for the purchase of shares of \$200,000 or more, unless the dealer waives its commission in connection with the purchase.

Please see Appendix A - Intermediary-Specific Sales Charge Waivers and Discounts in the prospectus for a description of variations in sales charges and waivers for Fund shares purchased through Edward Jones, Raymond James, Oppenheimer & Co. Inc., Robert W. Baird & Co., and Morgan Stanley Wealth Management.

Limited Contingent Deferred Sales Charge

Certain investors that purchase Fund shares without an up-front sales charge will have to pay a limited contingent deferred sales charge (“CDSC”) of 1.00% if they redeem those shares within twenty-four months of purchase. Your investment may be subject to this CDSC if:

- you purchased \$200,000 or more of Fund shares and the Fund’s distributor paid your investment representative a commission;
- you purchased Fund shares subject to a sales charge waiver, and the Fund’s distributor paid your investment representative a commission.

In the case of a partial redemption, the CDSC is calculated as if any shares not subject to the charge are redeemed first and shares subject to the CDSC are then redeemed in the order purchased. The limited CDSC only applies if you redeem these shares within twenty-four months of purchase. The sales charge will be applied as a percentage of the initial purchase amount or the amount of redemption proceeds, whichever is less. You do not pay a CDSC on shares acquired by reinvesting dividends and capital gains.

Please see Appendix A - Intermediary-Specific Sales Charge Waivers and Discounts in the prospectus for a description of variations in sales charges and waivers for Fund shares purchased through Edward Jones, Raymond James, Oppenheimer & Co. Inc., Robert W. Baird & Co., and Morgan Stanley Wealth Management.

Sales Charge Reductions and Waivers

If you qualify for any of the sales charge reductions or waivers below, please let us know at the time you make your investment to help ensure you receive the lower sales charge.

Please see Appendix A - Intermediary-Specific Sales Charge Waivers and Discounts in the prospectus for a description of variations in sales charges and waivers for Fund shares purchased through Edward Jones, Raymond James, Oppenheimer & Co. Inc., Robert W. Baird & Co., and Morgan Stanley Wealth Management.

Quantity Discounts

Integrity Fund Services offers several ways for you to combine your purchases in the Integrity/Viking Funds to take advantage of the lower sales charges for large purchases of shares.

- **Cumulative Quantity Discount**-lets you combine the amount of your current purchase with the cost or current value, whichever is higher, of your existing shares in the Integrity/Viking Funds for purposes of calculating the sales charge. You may also combine the shares of your spouse, and your children or grandchildren, if they are under the age of 21. Your retirement plan accounts, family trust accounts, and solely-controlled business accounts may also be included.
- **Letter of Intent (“LOI”)**-expresses your intent to buy a stated dollar amount of shares over a 13-month period and lets you receive the same sales charge as if all shares had been purchased at one time. A portion of your shares will be reserved to cover any additional sales charge that may apply if you do not buy the amount stated in your LOI.

In order to be sure you obtain a sales charge discount, you should inform your investment representative or Integrity Fund Services at the time of purchase that you are eligible for a reduction, or else you may not receive a sales charge discount to which you are otherwise entitled. In order to determine your eligibility to receive a sales charge discount, it may be necessary for you to provide information and records (including account statements) of all relevant accounts invested in a Fund and other Integrity/Viking Funds, such as:

- information or records regarding shares of the Fund or other Integrity/Viking Funds held in all accounts (e.g., retirement accounts) of the shareholder at a financial intermediary;
- information or records regarding shares of the Fund or other Integrity/Viking Funds held in any account of the shareholder at another financial intermediary; and
- information or records regarding shares of the Fund or other Integrity/Viking Funds held at any financial intermediary by related parties of the shareholder, such as members of the same family or household.

Please retain any records necessary to substantiate your historical costs because the Funds, the Transfer Agent, and financial intermediaries may not maintain this information.

Reinstatement Privilege

If you redeem Fund shares, you may reinstate all or part of your redemption proceeds within 365 days at NAV without incurring any additional charges. You may only reinstate into the same share class from which you redeemed. If you paid a CDSC, the Funds will refund your CDSC as additional shares in proportion to the reinstatement amount of your redemption proceeds, and your holding period will also be reinstated. The Funds may modify or terminate this privilege at any time. You should consult your tax advisor about the tax consequences of exercising your reinstatement privilege. The Funds must be notified that an investment is a reinstatement.

Group Purchases

If you are a member of a qualified group (as described in the SAI), you may buy shares of the Funds at a reduced sales charge that applies to the group as a whole. The sales charge is based on the combined dollar value of the group members' existing investments, plus the amount of the current purchase.

Sales Charge Waivers

Shares of a Fund may be purchased without an initial sales charge by particular classes of investors, including:

- current and former registered representatives and employees, including their immediate families, of broker-dealers having selling group agreements with Integrity Funds Distributor or any trust, pension, profit-sharing, or other benefit plan for such persons (immediate family is defined to include the individual, his/her spouse, and their children, their parents, and their siblings);
- current and former employees (including their spouses and dependent children) of banks and other financial services firms that provide advisory, custody, or administrative services related to the Fund pursuant to an agreement with the Fund, Corridor or one of its affiliates, or any trust, pension, profit-sharing, or other benefit plan for such persons;
- individuals and institutions purchasing shares in connection with the acquisition of the assets of or merger or consolidation with another investment company;
- investors purchasing through certain asset- or transaction-fee based investment advisers, broker-dealers, bank trust departments, and other financial services firms;
- 401(k), 403(b), 457, profit-sharing, and defined benefit plans; excluded from this waiver are SEPs, SARSEPs, and SIMPLE IRAs; and
- foundations and endowments, provided the foundation or endowment has assets of \$200,000 or more.

The elimination of the up-front sales charge for certain individuals and institutions is provided because of anticipated economies of scale and reduced sales-related efforts. A Fund must be notified in advance that you believe your investment qualifies for a sales charge reduction or waiver. The Funds make available, free of charge, more information about sales charge reductions and waivers through the Funds' website at www.integrityvikingfunds.com, and in the SAI. Additional information is also available from your financial adviser.

CDSC Waivers

For each Fund, a CDSC may not be assessed on redemptions of such Fund:

- following the death of the last surviving shareholder on the account or the post-purchase disability of all registered shareholders, as defined in Section 729(m)(7) of the Code (the beneficiary on an account with a Transfer on Death registration is deemed the last surviving shareholder on the account);
- due to the termination of a trust following the death of the trustor/grantor or beneficiary, provided that the trust document specifically states that the trust is terminated upon death;
- representing minimum required distributions from an IRA or other retirement plan as required under the Internal Revenue Code.

Class I Shares

You can buy Class I shares of each Fund at the offering price, which is the net asset value ("NAV") per share without any up-front sales charge. As Class I shares are not subject to sales charges or ongoing service or distribution fees, they have lower ongoing expenses than the other classes.

Class I shares may also be available on certain brokerage platforms. An investor transacting in Class I shares through a broker acting as an agent for the investor may be required to pay a commission and/or other forms of compensation to the broker. Fund shares are available in other share classes that have different fees and expenses.

In addition to certain categories of investors listed below, Class I shares are available for purchase by clients of financial intermediaries who charge such clients an ongoing fee for advisory, investment, consulting or related services. Such clients may include individuals, corporations, endowments and foundations. The minimum initial investment is \$1,000 (\$50 for accounts opened through an automatic investment plan account and \$250 for an IRA account).

Class I shares are available for purchase by the following categories of investors:

- investors who purchase through a fee-based advisory account with a financial intermediary (as described above);
- employer sponsored retirement and benefit plans, endowments, or foundations;
- banks or bank trust departments investing for their own account or for funds over which they exercise exclusive discretionary investment authority and that are held in a fiduciary, agency, advisory, custodial, or similar capacity;
- subject to applicable law and/or exemptive relief, any registered investment company that is not affiliated with the Integrity/Viking Funds and which invest in securities of other investment companies;
- any plan organized under Section 529 under the Code (i.e., a 529 plan);
- any person who, for at least the last 90 days, has been an officer, director, or employee of any financial intermediary for themselves, their immediate family members (“immediate family members” are defined as spouses or domestic partners, parents, children, grandparents, grandchildren, parents-in-law, sons-in-law and daughters-in-law, siblings, a sibling’s spouse, and a spouse’s siblings), their IRAs or employer sponsored IRAs;
- current, former, and retired trustees/directors, employees and officers of any Integrity/Viking Fund for themselves, their immediate family members, their IRAs or employer sponsored IRAs;
- current, former, and retired officers, directors, and governors of Corridor and its affiliates, for themselves, their immediate family members, their IRAs or employer sponsored IRAs;
- current, former, and retired employees of Corridor and its affiliates for themselves, their immediate family members, their IRAs or employer sponsored IRAs, any corporation, partnership, sole proprietorship, or other business organization in which such persons own a 25% or greater stake; and
- persons who retain an ownership interest in or who are the beneficial owners of an interest in Corridor for themselves, their immediate family members, their IRAs or employer sponsored IRAs, any corporation, sole proprietorship, or other business organization in which such persons own a 25% or greater stake.

Unless otherwise noted above, Class I shares are not available for IRAs or employer sponsored IRAs, unless purchased through a fee-based advisory account with a financial intermediary.

Holders of Class I shares may purchase additional Class I shares using dividends and capital gains distributions on their shares.

Please refer to the SAI for more information about Class I shares, including more detailed eligibility requirements. Additional information is also available from your financial advisor, who can also help you prepare any necessary application forms.

HOW TO BUY SHARES

Fund shares may be purchased on any business day, which is any day the New York Stock Exchange (“NYSE”) is open for business. Generally, the NYSE is closed on weekends, federal holidays, and Good Friday. The close of regular trading on the NYSE is normally 3:00 p.m., Central Time. Each Fund will process purchase orders that it receives in proper form prior to the close of regular trading on a day on which the NYSE is open at the NAV determined on that day. An order is in “proper form” if the Fund’s transfer agent, Integrity Fund Services, LLC (“Integrity Fund Services” or the “Transfer Agent”), has all of the information and documentation it deems necessary to effect your order, which would typically mean that it has received federal funds, a wire, a check or Automated Clearing House (“ACH”) transaction, together with a completed account application. Should you wish to purchase shares via wire transfer, please call the Transfer Agent at 800-601-5593 for wire instructions. The wire must be received by 3:00 p.m., Central time, for you to receive that day’s share price. Each Fund will process purchase orders that it receives in proper form after the close of regular trading on the next day that the NYSE is open for regular trading.

You may buy shares through investment dealers who have sales agreements with the Distributor or directly from the Distributor. If you do not have a dealer, call 800-276-1262 and the Distributor can refer you to one. Shares may also be purchased through banks and certain other financial institutions that have agency agreements with the Distributor. If you buy, hold, or sell Fund shares through an investment dealer, bank, or other financial institution or intermediary, the transaction policies of the intermediary will apply, which may vary from those described below. In addition, your intermediary may charge you fees for executing transactions and for other services that are not described in the prospectus. These shareholders should contact their financial intermediary for additional information regarding its transaction policies, procedures, and fees.

Purchase requests should be addressed to the authorized dealer or agent from whom you received this prospectus. Such dealers or agents may place a telephone order with the Distributor for the purchase of shares. Checks should be made payable to the name of the applicable Fund. The Transfer Agent will charge a \$15.00 fee against a shareholder's account for any payment returned for insufficient funds. The shareholder will also be responsible for any losses suffered by the Fund as a result.

A Fund may reject any purchase orders, including exchanges, for any reason. A Fund will reject any purchase orders, including exchanges, from investors that, in the Investment Adviser's opinion, may constitute excessive trading. For these purposes, the Investment Adviser may consider an investor's trading history in the Fund or other Integrity/Viking Funds, and accounts under common ownership or control.

You may be asked to provide additional information in order for the Transfer Agent or a dealer to verify your identity in accordance with requirements under anti-money laundering regulations. Accounts may be restricted and/or closed, and the monies withheld, pending verification of this information or as otherwise required under these and other federal regulations.

Shares of the Funds have not been registered for sale outside of the United States. The Funds generally do not sell shares to investors residing outside of the United States, even if they are United States citizens or lawful permanent residents, except to investors with United States military APO (Army Post Office) or FPO (Fleet Post Office) addresses.

The Funds may not be available for purchase in every state. Please consult your investment representative or Integrity Fund Services concerning the availability of a particular Fund in your state.

To make any ownership changes to any accounts over \$100,000, a signature guarantee will be required.

How to Buy Shares, Open an Account, or Add to an Account

Buying Shares	Opening an Account	Adding to an Account
<i>Through your investment representative</i>	Contact your investment representative.	Contact your investment representative.
<i>By Mail</i>	<p>Make your check payable to the Fund in which you are investing.</p> <p>Mail the check and your signed application to Integrity Fund Services.</p>	<p>Make your check payable to the Fund in which you are investing. Include your account number on the check.</p> <p>Fill out the deposit slip from your confirmation statement. If you do not have a slip, include a note with your name, the Fund name, and your account number.</p> <p>Mail the check and deposit slip or note to Integrity Fund Services.</p>
<i>By Wire</i>	<p>Call to receive wire instructions.</p> <p>Mail your signed application to Integrity Fund Services.</p> <p>To make a same day wire investment, please call Integrity Fund Services by 1:00 p.m. Central Time and make sure your wire arrives by 3:00 p.m.</p>	<p>Call to receive wire instructions.</p> <p>To make a same day wire investment, please call Integrity Fund Services by 1:00 p.m. Central Time and make sure your wire arrives by 3:00 p.m.</p>
<i>By Exchange</i>	Call Integrity Fund Services at the number below, or send signed written instructions.	Call Integrity Fund Services at the number below, or send signed written instructions.

Integrity Fund Services, LLC
Mailing Address
PO Box 759
Minot, ND 58702

For overnight deliveries:
1 Main Street North
Minot, ND 58703
Call toll free: 800-601-5593

Account Application

If you are opening a new account, please complete and sign the enclosed account application. To save time, you can sign up now for services you may want on your account by completing the appropriate sections of the application.

Customer Identification Procedures

The Funds are required under the Uniting and Strengthening America by Providing Appropriate Tools Required to Intercept and Obstruct Terrorism Act of 2001 (“USA PATRIOT Act”) to adopt certain policies and programs to prevent money-laundering activities, including procedures to verify the identity of customers opening new accounts, including legal entity customers. When completing a new account application, you will be required to supply your full name, date of birth, social security number or other taxpayer identification number, and permanent street address (not a P.O. Box) to assist in verifying your identity. Effective May 11, 2018, these anti-money laundering and customer identification procedures apply with respect to new accounts opened by legal entity customers, and the Funds require similar identifying information for each individual that directly or indirectly owns 25% or more of the equity interests in the legal entity or that has managerial control of the legal entity. However, the requirements to look through to and obtain identifying information of the beneficial owners and controlling managers of legal entity customers generally do not apply to financial institutions regulated by a federal or state regulator, entities registered with the SEC, and omnibus accounts of financial intermediaries, among other excluded entities. As required by law, the Funds may employ various procedures, such as comparing the information to fraud databases or requesting additional information or documentation from you, to ensure that the information supplied by you is correct. Under certain circumstances, it may be appropriate for the Funds to close or suspend further activity in an account.

Shares of the Funds have not been registered for sale outside of the United States. The Funds generally do not sell shares to investors residing outside of the United States, even if they are United States citizens or lawful permanent residents, except to investors with United States military APO (Army Post Office) or FPO (Fleet Post Office) addresses.

Each Fund reserves the right to redeem Fund accounts that are reduced to a value of less than \$1,000 for any reason, including market fluctuation. Should a Fund elect to exercise this right, the investor will be notified before such redemption is processed that the value of the investor’s account is less than \$1,000 and that the investor will have sixty days to increase the account to at least the \$1,000 minimum amount before the account is redeemed.

Minimum Investments and Share Price

You may open an account with a minimum initial investment of \$1,000 (\$50 for the Automatic Investment Plan (described below) and \$250 for an IRA) and make additional investments at any time with as little as \$50. The Funds may change these minimum investments at any time and may accept investments of smaller amounts at their discretion.

Each Fund reserves the right to redeem Fund accounts that are reduced to a value of less than \$1,000 for any reason, including market fluctuation. Should a Fund elect to exercise this right, the investor will be notified before such redemption is processed that the value of the investor’s account is less than \$1,000 and that the investor will have sixty days to increase the account to at least the \$1,000 minimum amount before the account is redeemed. The investor will not be assessed a CDSC if the account is redeemed.

The price you pay for shares will depend on how and when the Fund receives your order. You will receive the share price next determined after the Fund has received your order. If you place your order by contacting the Fund directly, your order must be received by the Fund prior to the close of regular trading of the NYSE (normally 3:00 p.m., Central Time) for you to receive that day’s price. However, if you place your order through a dealer prior to the close of regular trading of the NYSE, you will receive that day’s price. Dealers are obligated to transmit orders promptly. See “Calculating Share Price” for a discussion of how shares are priced.

Please see Appendix A - Intermediary-Specific Sales Charge Waivers and Discounts in the prospectus for a description of variations in sales charges and waivers for Fund shares purchased through Edward Jones, Raymond James, Oppenheimer & Co. Inc., Robert W. Baird & Co., and Morgan Stanley Wealth Management.

Investor Services

Automatic Investment Plan—the Monthomatic Investment Plan

Once you have established a Fund account, systematic investing allows you to make monthly investments through automatic deductions from your bank account (the “Monthomatic Plan”). Simply complete the appropriate section of the account application form or call Integrity Fund Services at 800-601-5593 for the appropriate forms.

With the Monthomatic Plan, you can make monthly investments of \$50 or more per month by authorizing Integrity Fund Services to take money out of your bank, savings and loan association, or credit union (“financial institution”) account. If an investor has expedited wire transfer redemption privileges with his or her fund account, such investor must designate the same financial institution account for both the Monthomatic Plan and the wire redemption programs. If you redeem shares within fifteen days after purchasing them under the Monthomatic Plan and your account does not have sufficient funds, your redemption proceeds may not be sent until your account has sufficient funds, which may take up to fifteen days. You can stop the withdrawals at any time by sending a written notice to Integrity Fund Services at P.O. Box 759, Minot, ND 58702. The termination will become effective within seven days after Integrity Fund Services has received the request. The Funds may terminate or modify the Monthomatic Plan at any time and may immediately terminate a shareholder’s Monthomatic Plan if any item is unpaid by the shareholder’s financial institution. There is no charge for the Monthomatic Plan.

Distribution Options

You may reinvest distributions you receive from a Fund in an existing account of the Fund. You can also have your distributions deposited in a bank account, or mailed by check. Deposits to a bank account may be made by electronic funds transfer.

Please indicate on your application the distribution option you have chosen; otherwise Integrity Fund Services will reinvest your distributions in the Fund.

Telephone Privileges

You will automatically receive telephone privileges when you open your account, allowing you and your investment representative to buy, sell, or exchange your shares and make certain other changes to your account by phone.

For accounts with more than one registered owner, telephone privileges also allow the Funds to accept written instructions signed by only one owner for transactions and account changes that could otherwise be made by phone. For all other transactions and changes, all registered owners must sign the instructions.

As long as Integrity Fund Services takes certain measures to verify telephone requests, Integrity Fund Services will not be responsible for any losses that may occur from unauthorized requests. Of course, you can decline telephone exchange or redemption privileges on your account application.

Exchanging Shares

You can exchange Class A shares between any Integrity/Viking Fund with an up-front sales charge structure without paying any additional sales charges. Additionally, you can exchange Class I shares of a Fund for Class I shares of another Integrity/Viking Fund that offers Class I shares. Before requesting an exchange, review the prospectus of the Integrity/Viking Fund you wish to acquire. Exchange purchases are subject to eligibility requirements as well as the minimum investment requirements of the fund shares purchased. Exchange redemptions and purchases are processed simultaneously at the share prices next determined after the exchange order is received. If you purchased Class A shares subject to a CDSC, the CDSC will not be assessed at the time of the exchange. However, you will be required to pay any remaining deferred sales charge owed on the exchanged shares at the time the acquired shares are redeemed, if any. For purposes of calculating the CDSC, your holding period will begin on the day you purchased the shares being exchanged.

For federal income tax purposes, an exchange is a sale of shares and may result in a taxable gain or loss followed by a purchase of shares of the fund into which you exchange. The Internal Revenue Service could however assert that a loss could not be currently deducted. Special rules may apply to determine the amount of gain or loss on an exchange occurring within 90 days after the purchase of the exchanged shares.

The terms of an employee-sponsored retirement plan may affect a shareholder's right to exchange shares as described above. Contact your plan sponsor or administrator to determine if all of the exchange options discussed above are available under your plan.

Exchanges are made upon receipt of a properly completed exchange request form or letter of instruction. Alternatively, you may make exchanges by telephone by calling Integrity Fund Services at 800-601-5593. The exchange privilege may be changed or discontinued at any time upon 60 days' notice to shareholders.

Please see Appendix A - Intermediary-Specific Sales Charge Waivers and Discounts in the prospectus for a description of variations in sales charges and waivers for Fund shares purchased through Edward Jones, Raymond James, Oppenheimer & Co. Inc., Robert W. Baird & Co., and Morgan Stanley Wealth Management.

Share Class Conversions

Shares of one class of a Fund may be converted to shares of another class of the same Fund, provided that you are eligible to buy the new share class. Investors who hold Fund shares through a financial intermediary that does not have an agreement to make certain share classes of the Funds available or that cannot systematically support the conversion may not be eligible to convert their shares. Furthermore, your financial intermediary may have discretion to effect a conversion on your behalf. Consult with your financial intermediary for details.

In general, the conversion of shares of one class of a Fund for shares of another class of the same Fund is not considered a taxable event for federal income tax purposes. Any CDSC associated with the shares being converted will be assessed immediately prior to the conversion into shares of the new share class. Shares redeemed to pay the CDSC would be considered a taxable redemption. Please consult your own tax advisor for further information.

Please see Appendix A - Intermediary-Specific Sales Charge Waivers and Discounts in the prospectus for a description of variations in sales charges and waivers for Fund shares purchased through Edward Jones, Raymond James, Oppenheimer & Co. Inc., and Robert W. Baird & Co.

HOW TO SELL SHARES

You can sell your shares on any day the New York Stock Exchange is open. Generally, the New York Stock Exchange is closed on weekends, federal holidays, and Good Friday.

Through Your Investment Representative

Contact your investment representative. Please note that your investment representative may charge a processing or service fee.

By Mail

Send written instructions and endorsed share certificates (if you hold share certificates) to Integrity Fund Services. Corporate, partnership, or trust accounts may need to send additional documents.

Specify the Fund, account number, and dollar value or number of shares you wish to sell. Be sure to include all necessary signatures and any additional documents, as well as signature guarantees if required.

A check will be mailed to the name(s) and address on the account, or otherwise according to your written instructions.

By Phone

As long as your transaction is for \$100,000 or less, you do not hold share certificates and you have not changed your address by phone within the last 30 days, you can sell your shares by phone.

A check will be mailed to the name(s) and address on the account. Written instructions, with a signature guarantee, are required to send the check to another address or to make it payable to another person.

By Wire

You can call or write to have redemption proceeds of \$1,000 or more wired to a bank or escrow account, subject to a wire transfer fee discussed below. See the policies above for selling shares by mail or phone.

Before requesting a wire, please make sure Integrity Fund Services has your bank account information on file. If Integrity Fund Services does not have this information, you will need to send written instructions with your bank's name and address, your bank account number, the ABA routing number, and a signature guarantee.

Requests received in proper form by 3:00 p.m. Central Time will be wired the next business day.

By Exchange or Share Class Conversion

Obtain a current prospectus for the Fund you are considering.

Call the Transfer Agent at the number below or send signed written instructions. See the policies above for selling shares by mail or phone. However, a signature guarantee will not be required to exchange shares of any amount.

If you hold share certificates, you will need to return them to the Fund before your exchange can be processed.

Integrity Fund Services, LLC

Mailing address:

P.O. Box 759
Minot, ND 58702

For overnight deliveries:

1 Main Street North
Minot, ND 58703

Call toll free: 800-601-5593

Selling Shares in Writing

Requests to sell \$100,000 worth of shares or less can generally be made over the phone or by written request. Sometimes, however, to protect you and the Funds, written instructions signed by all registered owners, with a signature guarantee for each owner, will be required if:

- you are selling more than \$100,000 worth of shares;
- you want your proceeds paid to someone who is not a registered owner;
- you want to send your proceeds somewhere other than the address of record, or pre-authorized bank or brokerage firm account; or
- you have changed the address on your account by phone within the last 30 days.

Selling Recently Purchased Shares

If you sell shares recently purchased with a check or draft, Integrity Fund Services may delay sending you the proceeds until your check or draft has cleared, which may take up to fifteen days. A certified or cashier's check may clear in less time.

Systematic Withdrawal Plan

This plan allows you to automatically sell your shares and receive regular payments from your account. If the value of your account is at least \$5,000, you may request to have a specific amount regularly withdrawn automatically from your account. To sign up, complete the appropriate section of your application.

Redemption Proceeds

Redemption payments will be made in the form of a check or can be sent to your bank through the ACH network. In addition, redemption checks may be sent by overnight mail for a fee which will reduce the amount of your redemption proceeds. Redemption proceeds may be transmitted through a wire transfer for a fee which will reduce the amount of your redemption proceeds. Normally, your redemption proceeds will be sent the next business day after Integrity Fund Services receives your request in proper form, but it may take up to seven days if making immediate payment would adversely affect the Fund. Integrity Fund Services is not able to pay out redemption proceeds in the form of currency.

In addition, a Fund may suspend the right of redemption under the following unusual circumstances:

- when the New York Stock Exchange is closed (other than for weekends and holidays) or trading is restricted, as determined by the SEC;
- when an emergency exists as determined by the SEC, making disposal of portfolio securities or the valuation of net assets not reasonably practicable; or
- during any period when the SEC has by order permitted a suspension of redemption for the protection of shareholders.

In case of any such suspension, you may either withdraw your request for redemption or receive payment based on the net asset value per share next determined after the termination of the suspension.

Under normal conditions, each Fund typically expects to meet redemption requests through the use of the Fund's holdings of cash or cash equivalents or by selling other portfolio assets. The Funds reserve the right to satisfy an order to sell Fund shares with liquid securities rather than cash, for certain very large orders. If the Fund pays redemption proceeds by distributing securities in kind, you could incur brokerage costs and/or other transaction costs and charges, as well as tax liability, when converting the distributed securities to cash. You may also be subject to market risk, which means that the value of the distributed securities may decline as a result of unfavorable market-induced changes affecting particular industries, sectors, or issuers. Notwithstanding the above, the Montana Fund and the North Dakota Fund are obligated to redeem shares solely in cash up to the lesser of \$250,000 or 1.00% of the net asset value of the Fund during any 90-day period for any one shareholder of record.

Account Policies

Calculating Share Price

The price of a Fund's shares is based on the Fund's NAV. Each Fund calculates the NAV per share each business day at the close of regular trading on the New York Stock Exchange (normally 3:00 p.m. Central Time). Shares will not be priced on the days on which the New York Stock Exchange is closed for trading. NAV is calculated by dividing a Fund's net assets by the number of its shares outstanding.

Requests to buy and sell shares are processed based on the NAV next calculated after we receive your request in proper form.

The Funds' portfolio holdings will be valued using market quotations to the extent market quotations are readily available and reliable. Fixed income securities for which market quotations are readily available are valued at the mean between the quoted bid and ask prices. Short-term securities with remaining maturities of less than 60 days may be fair valued at amortized cost or at original cost plus accrued interest, subject to Board supervision, as discussed below. To the extent a Fund invests in open-end management investment companies, such Fund's NAV will be calculated based upon the NAVs of the registered open-end investment companies (other than exchange-traded funds, which are valued at their current market value) in which the Fund invests; the prospectuses for these companies would explain the circumstances under which those companies will use fair value pricing and the effects of fair value pricing. Other securities, including restricted securities and other assets are valued at fair value as described below. If an event were to occur after the value of an instrument was established but before NAV per share was determined, which would likely materially change the NAV, then the instrument would be valued using fair value considerations as described below.

The Board approved amended valuation procedures for the Funds that took effect on September 8, 2022 pursuant to new Rule 2a-5 under the 1940 Act ("Amended Valuation Procedures"). Pursuant to new Rule 2a-5 and the Amended Valuation Procedures, the Board has designated the Adviser as the Funds' "valuation designee" to perform all fair valuations of the Funds' portfolio holdings, subject to the Board's oversight. The Adviser, as the Funds' valuation designee, has established procedures for its fair valuation of the Funds' portfolio holdings, which address, among other things, determining when market quotations are not readily available or reliable (which is usually the case for municipal securities) and the fair valuation of such portfolio holdings, as well as the selection and oversight of third-party pricing services for fair valuation. In establishing the fair value of debt securities, the Adviser generally uses valuations provided by pricing services that consider factors such as: the yields and prices of comparable municipal bonds; the type of issue, coupon, maturity, and rating; indications of value from dealers; and general market conditions. Pricing services may also use a computer based "matrix" system to compare securities to determine valuations.

Significant events, including new developments in the securities markets or major occurrences outside of the securities markets, such as natural disasters and armed conflicts, may result in market quotations for portfolio holdings not being reliable. These portfolio holdings will be fair valued. By fair valuing a security whose price may have been affected by events occurring after the close of trading in its respective market or by news after the last market pricing of the security, the Adviser attempts to establish a price that the Fund might reasonably expect to receive upon the current sale of that security. Examples of circumstances which may require further consideration to be given to whether market quotations are available, valid, or reliable, include the lack of reported trades for or infrequent sales of a portfolio security, the suspension of trading on an exchange on which a portfolio security was traded and markets closing early. In addition, while the Funds do not generally invest in thinly traded securities, in the event that they do, such securities may be valued at fair value.

Fair valuation of the Funds' portfolio holdings is intended to ensure that the prices at which Fund shares are purchased and redeemed are fair, and do not result in dilution of shareholder interests or other harm to shareholders. Valuing securities at fair value involves greater reliance on judgment than valuation of securities based on readily available market quotations. The Adviser, when using fair value methods to price securities, may value those securities higher or lower than another mutual fund using market quotations or fair value to price the same securities. There can be no assurance that a Fund could obtain the fair value assigned to a security if it were to sell the security at approximately the time at which the Fund determines its NAV.

To the extent that a Fund's assets are traded in other markets on days when the Fund is not open for business and does not price its shares, the NAV of the Fund's shares may be affected on those days when shareholders may not be able to purchase or sell the Fund's shares. In addition, trading in some of the Fund's assets may not occur on days when the Fund is open for business.

Statements and Reports

You will receive a confirmation statement for each transaction as well as quarterly account statements. You will also receive the Funds' financial reports every six months.

The dealer or other investment representative of record on your account will also receive statements and other information about your account directly from the Fund.

Joint Accounts and Ownership Changes to Accounts

Unless you specify a different registration, accounts with two or more owners are registered as "joint tenants with rights of survivorship." To make any ownership changes to a joint account, all owners must agree in writing, regardless of the law in your state. To make any ownership changes to any accounts over \$100,000, a signature guarantee will be required.

Market Timing Policy

The Funds are designed for long-term investors and are not intended for investors that engage in excessive short-term trading activity (including purchases and sales of Fund shares in response to short-term market fluctuations) that may be harmful to the Funds, including but not limited to market timing. Short-term or excessive trading into and out of a Fund can disrupt portfolio management strategies, harm performance, and increase Fund expenses for all shareholders, including long-term shareholders who do not generate these costs. A Fund may be more or less affected by short-term trading in Fund shares, depending on various factors such as: the size of the Fund, the amount of assets the Fund typically maintains in cash or cash equivalents; the dollar amount, number, and frequency of trades in Fund shares; and other factors. Arbitrage market timing may also be attempted in funds that hold significant investments in securities and other types of investments that may not be frequently traded. There is the possibility that arbitrage market timing, under certain circumstances, may dilute the value of Fund shares if redeeming shareholders receive proceeds (and buying shareholders receive shares) based on NAVs that do not reflect appropriate fair value prices. Each Fund may refuse to sell shares to market timers and will take such other actions necessary to stop excessive or disruptive trading activities, including closing an account to new purchases believed to be held by or for a market timer and as further set out below. The Funds do not accommodate frequent purchases and redemptions of Fund shares by Fund shareholders. The Funds' Board of Trustees has adopted and implemented the following policies and procedures to discourage and prevent market timing or excessive short-term trading in the Funds: (i) trade activity monitoring; (ii) restricting certain transactions; and (iii) using fair value pricing in certain instances. Each of these procedures is described in more detail below.

Although these procedures are designed to discourage excessive short-term trading, none of these procedures alone nor all of them taken together eliminate the possibility that excessive short-term trading activity in a Fund may occur. Moreover, each of these procedures involves judgments that are inherently subjective. Viking Management and its agents seek to make these judgments to the best of their abilities in a manner that they believe is consistent with shareholder interests. The Funds may modify these procedures in response to changing regulatory requirements imposed by the SEC or to enhance the effectiveness of these procedures and to further restrict trading activities by market timers. Although the Funds and their service providers seek to use these methods to detect and prevent abusive trading activities, there can be no assurances that such activities can be mitigated or eliminated.

Trade Activity Monitoring

The Funds, Viking Management, and their agents monitor selected trades and flows of money in and out of the Funds in an effort to detect excessive short-term trading activities and for consistent enforcement of the procedures. If, as a result of this monitoring, a Fund, Viking Management, or one of their agents believes that a shareholder has engaged in excessive short-term trading, the Transfer Agent will, at its discretion, ask the shareholder to stop such activities or refuse to process purchases or exchanges in the shareholder's account. The Fund may reject any purchase or exchange orders for any reason, without prior notice, particularly purchase or exchange orders that the Fund believes are made on behalf of market timers.

Restrictions on Certain Transactions

In order to prevent market timing, the Funds will impose the following restrictions:

- the Funds will restrict or refuse purchase or exchange orders, for any reason, by those persons that the Funds or Integrity Funds Distributor, LLC (the “Distributor”) believes constitute excessive trading;
- the Funds will reject transactions that violate the Funds’ excessive trading policies or their exchange limits;
- in order to limit excessive exchange activity and otherwise to promote the best interests of the Funds, the Funds will monitor all redemptions that take place within 30 days of purchase; and
- the Funds will process trades received after the close of regular trading on the NYSE (generally 3:00 p.m., Central Time) at the NAV next calculated.

However, trades transmitted through National Securities Clearing Corporation (“NSCC”) that are received by Integrity Fund Services after 3:00 p.m., Central Time but received by the broker-dealer, bank, or other financial institution transmitting the trade through NSCC before 3:00 p.m., Central Time are processed with the date the trade is received by such financial institution.

Investors are subject to this market timing policy whether a direct shareholder of the Funds or investing indirectly in the Funds through a financial intermediary such as a broker-dealer, a bank, an insurance company separate account, an investment adviser, an administrator, or trustee of an IRS recognized tax-deferred savings plan such as a 401(k) retirement plan and a 529 college savings plan that maintains an omnibus account with the Funds for trading on behalf of its customers.

While the Funds will encourage financial intermediaries to apply the market timing trading policy to their customers who invest indirectly in the Funds, the Funds are limited in their ability to monitor the trading activity or enforce the market timing trading policy with respect to customers of financial intermediaries. For example, should it occur, the Funds may not be able to detect market timing that may be facilitated by financial intermediaries or is difficult to identify because of the omnibus accounts used by those intermediaries for aggregated purchases, exchanges, and redemptions on behalf of all their customers. More specifically, unless the financial intermediaries have the ability to apply the market timing trading policy to their customers (for example, participants in a 401(k) retirement plan) through such methods as implementing short-term trading limitations or restrictions and monitoring trading activity for what might constitute market timing, the Funds may not be able to determine whether trading by customers of financial intermediaries is contrary to the Funds’ market timing trading policy. However, under federal securities law, funds are generally required to enter into shareholder information agreements with certain financial intermediaries that hold fund shares in “omnibus accounts” on behalf of others. Pursuant to these arrangements, the financial intermediary agrees to, among other things provide certain information upon fund request about shareholders and transactions in these accounts to help enable funds to enforce restrictions on market timing and similar abusive transactions. The financial intermediary will also execute any instructions from the fund to restrict or prohibit purchases or exchanges by a shareholder the fund has identified as violating its market timing policies.

Additional Policies

Please note that the Funds maintain additional policies and reserve certain rights, including:

- The Funds may refuse any order to buy shares, including any purchase under the exchange privilege or conversion right.
- At any time, the Funds may change their investment minimums or waive or lower their minimums for certain purchases.
- The Funds may modify or discontinue the exchange privilege or conversion right on 60 days’ notice.
- The Funds are not available for purchase in every jurisdiction. Please consult your investment representative or Integrity Fund Services concerning the availability of a particular Fund.
- To permit investors to obtain the current price, dealers are responsible for transmitting all orders to the Funds promptly.
- The Funds may modify or discontinue the available sales charge reductions and waivers at any time.
- Integrity Fund Services will charge a \$15.00 fee against a shareholder’s account for any payment returned for insufficient funds. The shareholder will also be responsible for any losses suffered by the Funds as a result.

DEALER COMPENSATION

As discussed above, if you purchase your Fund shares through a financial adviser, which includes any broker, dealer, bank, bank trust department, registered investment adviser, financial planner, retirement plan administrator, or any other institutions having a selling, administration, or similar agreement with the Adviser, the Distributor, or one of its affiliates, the financial adviser may receive commissions or other concessions which are paid from various sources, such as from sale charges, Rule 12b-1 distribution and service fees, or otherwise from the Adviser or the Distributor.

The Distributor or one or more of its affiliates may also from time to time make additional payments, out of their own resources, to certain authorized dealers that sell shares of the Integrity/Viking Funds distributed by the Distributor in order to promote the sales and retention of fund shares by those firms and their customers. The amounts of these payments vary by authorized dealer firm and, with respect to a given firm, are typically calculated by reference to the amount of the firm's recent gross sales of Integrity/Viking Fund shares and/or total assets of Integrity/Viking Funds held by the firm's customers. The level of payments that the Distributor is willing to provide to a particular authorized dealer firm may be affected by, among other factors, the firm's total assets held in and recent investments in Integrity/Viking Funds, the firm's level of participation in Integrity/Viking Funds sales and marketing programs, the firm's compensation program for its registered representatives who sell Integrity/Viking Fund shares and provide services to Integrity/Viking Funds' shareholders, and the asset class of the Integrity/Viking Funds for which these payments are provided. For the period from August 1, 2022 through the Funds' fiscal period ended July 31, 2023, these payments in the aggregate were approximately 0.002% to 0.012% of the assets in the Integrity/Viking Funds, although payments to particular authorized dealers can be significantly higher. The SAI contains additional information about these payments, including the names of the dealer firms to which the payments are expected to be made. This compensation is not reflected in the fees and expenses listed for each Fund under the heading "Fees and Expenses of the Fund" in its Fund Summary because such compensation is not directly paid by the Fund. The Distributor or one or more of its affiliates may also make payments to dealers and other financial intermediaries in connection with sales meetings, due diligence meetings, prospecting seminars and other meetings at which the Distributor promotes its products and services.

The amount of payments by the Distributor and/or its affiliates to a dealer or other financial intermediary could be significant and could create an incentive for the dealer or other intermediary or its representatives to recommend or offer shares of the Funds to you. The dealer or other financial intermediary may elevate the prominence or profile of the Funds within its organization by, for example, placing the Funds on a list of preferred or recommended Funds and/or granting the Distributor and/or its affiliates preferential or enhanced opportunities to promote the Funds in various ways within the dealer's or other financial intermediary's organization.

CERTAIN FEES PAID TO FINANCIAL INTERMEDIARIES

Financial intermediaries and retirement plans may have certain accounts and arrangements with the Funds. With respect to such accounts and arrangements, Integrity Fund Services may pay a financial intermediary certain amounts for sub-transfer agency or other administrative services, for which it may receive reimbursement from the Funds. Such sub-transfer agency or other administrative services may include, but are not limited to, the following: processing and mailing trade confirmations, monthly statements, prospectuses, annual reports, semiannual reports and shareholder notices and other required communications for current shareholders; capturing and processing tax data; issuing and mailing dividend checks to current shareholders who have selected cash distributions; preparing record date shareholder lists for proxy solicitations; collecting and posting distributions to shareholder accounts; and establishing and maintaining systematic withdrawals, automated investment plans and shareholder account registrations.

The payments the Funds make to Integrity Fund Services to reimburse it for all or a portion of the sub-transfer agency or other administrative services are in addition to the distribution and service fees that the Funds pay under their Rule 12b-1 plans and the fees that the Funds pay to Integrity Fund Services for the services it provides as the Funds' transfer agent and accounting and administrative services provider. The aggregate amount of these payments may be substantial and the amounts attributable to particular intermediaries may vary significantly.

SHAREHOLDER INQUIRIES AND MAILINGS

All inquiries regarding the Funds should be directed to:

Integrity Funds Distributor, LLC
PO Box 500
Minot, ND 58702
Phone: 800-276-1262

All inquiries regarding account information should be directed to:

Integrity Fund Services, LLC
PO Box 759
Minot, ND 58702
Phone: 800-601-5593

To reduce expenses, the Funds may mail only one copy of the prospectus and each annual and semi-annual report to those addresses shared by two or more accounts. If you wish to receive individual copies of these documents, please call Integrity Funds Distributor, LLC at 800-276-1262 (or contact your financial institution). We will begin sending you individual copies thirty days after receiving your request.

FINANCIAL HIGHLIGHTS

These financial highlights tables are intended to help you understand each Fund's financial performance for the past five fiscal years. Certain information reflects financial results for a single Fund share. The total returns in the tables represent the rate that an investor would have earned (or lost) on an investment in each such Fund (assuming reinvestment of all dividends and distributions).

The information shown in these tables for the Funds' respective fiscal periods has been audited by Cohen & Company, Ltd., the Funds' independent registered public accounting firm, whose report for the most recent fiscal period, along with the Funds' financial statements, are included in the Funds' annual report, which is available upon request.

Further information about a Fund's performance is contained in the Fund's latest annual or semi-annual shareholder report. You may obtain a free copy of the Fund's latest annual or semi-annual shareholder report upon request from the Fund.

Kansas Municipal Fund Class A

Selected per share data and ratios for the periods indicated

	Year Ended <u>7/31/23</u>	Year Ended <u>7/31/22</u>	Year Ended <u>7/31/21</u>	Year Ended <u>7/31/20</u>	Year Ended <u>7/31/19</u>
NET ASSET VALUE, BEGINNING OF PERIOD	<u>\$ 10.17</u>	<u>\$ 11.08</u>	<u>\$ 11.15</u>	<u>\$ 10.83</u>	<u>\$ 10.53</u>
Income (loss) from investment operations:					
Net investment income (loss) (1)	\$ 0.22	\$ 0.18	\$ 0.19	\$ 0.23	\$ 0.29
Net realized and unrealized gain (loss) on investments (2)	<u>(0.42)</u>	<u>(0.91)</u>	<u>(0.07)</u>	<u>0.32</u>	<u>0.30</u>
Total from investment operations	<u>\$ (0.20)</u>	<u>\$ (0.73)</u>	<u>\$ 0.12</u>	<u>\$ 0.55</u>	<u>\$ 0.59</u>
Distributions from net investment income	<u>\$ (0.22)</u>	<u>\$ (0.18)</u>	<u>\$ (0.19)</u>	<u>\$ (0.23)</u>	<u>\$ (0.29)</u>
NET ASSET VALUE, END OF PERIOD	<u>\$ 9.75</u>	<u>\$ 10.17</u>	<u>\$ 11.08</u>	<u>\$ 11.15</u>	<u>\$ 10.83</u>
Total Return (excludes any applicable sales charge)	(1.98%)	(6.62%)	1.05%	5.11%	5.69%
RATIOS/SUPPLEMENTAL DATA					
Net assets, end of period (in thousands)	\$55,633	\$60,816	\$70,686	\$63,309	\$52,936
Ratio of expenses to average net assets after waivers (3)	0.98%	0.98%	0.98%	0.98%	0.98%
Ratio of expenses to average net assets before waivers	1.17%	1.15%	1.15%	1.17%	1.18%
Ratio of net investment income to average net assets (3)	2.21%	1.75%	1.67%	2.06%	2.74%
Portfolio turnover rate	33.60%	15.28%	4.30%	15.21%	28.75%

(1) Per share net investment income (loss) has been calculated using the average daily shares method.

(2) Net realized and unrealized gain/(loss) per share are balancing amounts necessary to reconcile the change in net asset value per share for the period, and may not reconcile with the aggregate gains and losses in the statement of operations due to share transactions for the period.

(3) This row reflects the impact, if any, of fee waivers or reimbursements by the Adviser and/or affiliated service providers.

Total return represents the rate that an investor would have earned or lost on an investment in the Fund assuming reinvestment of all dividends and distributions.

Kansas Municipal Fund Class I

Selected per share data and ratios for the periods indicated

	Year Ended 7/31/23	Year Ended 7/31/22	Year Ended 7/31/21	Year Ended 7/31/20	Year Ended 7/31/19
NET ASSET VALUE, BEGINNING OF PERIOD	\$ 10.17	\$ 11.08	\$ 11.15	\$ 10.83	\$ 10.54
Income (loss) from investment operations:					
Net investment income (loss) (1)	\$ 0.24	\$ 0.20	\$ 0.21	\$ 0.25	\$ 0.32
Net realized and unrealized gain (loss) on investments (2)	(0.42)	(0.91)	(0.07)	0.32	0.29
Total from investment operations	\$ (0.18)	\$ (0.71)	\$ 0.14	\$ 0.57	\$ 0.61
Distributions from net investment income	\$ (0.24)	\$ (0.20)	\$ (0.21)	\$ (0.25)	\$ (0.32)
NET ASSET VALUE, END OF PERIOD	\$ 9.75	\$ 10.17	\$ 11.08	\$ 11.15	\$ 10.83
Total Return (excludes any applicable sales charge)	(1.74%)	(6.38%)	1.30%	5.36%	5.86%
RATIOS/SUPPLEMENTAL DATA					
Net assets, end of period (in thousands)	\$7,798	\$10,443	\$10,503	\$6,756	\$5,413
Ratio of expenses to average net assets after waivers (3)	0.73%	0.73%	0.73%	0.73%	0.73%
Ratio of expenses to average net assets before waivers	0.92%	0.90%	0.90%	0.92%	0.93%
Ratio of net investment income to average net assets (3)	2.46	1.97%	1.92%	2.31%	2.99%
Portfolio turnover rate	33.60%	15.28%	4.30%	15.21%	28.75%

(1) Per share net investment income (loss) has been calculated using the average daily shares method.

(2) Net realized and unrealized gain/(loss) per share are balancing amounts necessary to reconcile the change in net asset value per share for the period, and may not reconcile with the aggregate gains and losses in the statement of operations due to share transactions for the period.

(3) This row reflects the impact, if any, of fee waivers or reimbursements by the Adviser and/or affiliated service providers.

Total return represents the rate that an investor would have earned or lost on an investment in the Fund assuming reinvestment of all dividends and distributions.

Maine Municipal Fund Class A

Selected per share data and ratios for the periods indicated

	Year Ended <u>7/31/23</u>	Year Ended <u>7/31/22</u>	Year Ended <u>7/31/21</u>	Year Ended <u>7/31/20</u>	Year Ended <u>7/31/19</u>
NET ASSET VALUE, BEGINNING OF PERIOD	<u>\$ 9.87</u>	<u>\$ 10.89</u>	<u>\$ 10.97</u>	<u>\$ 10.85</u>	<u>\$ 10.64</u>
Income (loss) from investment operations:					
Net investment income (loss) (1)	\$ 0.21	\$ 0.18	\$ 0.19	\$ 0.21	\$ 0.26
Net realized and unrealized gain (loss) on investments (2)	<u>(0.38)</u>	<u>(1.02)</u>	<u>(0.08)</u>	<u>0.12</u>	<u>0.21</u>
Total from investment operations	<u>\$ (0.17)</u>	<u>\$ (0.84)</u>	<u>\$ 0.11</u>	<u>\$ 0.33</u>	<u>\$ 0.47</u>
Distributions from net investment income	\$ (0.21)	\$ (0.18)	\$ (0.19)	\$ (0.21)	\$ (0.26)
NET ASSET VALUE, END OF PERIOD	<u>\$ 9.49</u>	<u>\$ 9.87</u>	<u>\$ 10.89</u>	<u>10.97</u>	<u>10.85</u>
Total Return (excludes any applicable sales charge)	(1.74%)	(7.74%)	1.00%	3.08%	4.45%
RATIOS/SUPPLEMENTAL DATA					
Net assets, end of period (in thousands)	\$9,818	\$10,908	\$13,477	\$14,573	\$14,622
Ratio of expenses to average net assets after waivers (3)	0.98%	0.98%	0.98%	0.98%	0.98%
Ratio of expenses to average net assets before waivers	1.53%	1.46%	1.40%	1.40%	1.41%
Ratio of net investment income to average net assets (3)	2.16%	1.76%	1.73%	1.94%	2.40%
Portfolio turnover rate	0.00%	9.66%	15.80%	22.13%	7.56%

(1) Per share net investment income (loss) has been calculated using the average daily shares method.

(2) Net realized and unrealized gain/(loss) per share are balancing amounts necessary to reconcile the change in net asset value per share for the period, and may not reconcile with the aggregate gains and losses in the statement of operations due to share transactions for the period.

(3) This row reflects the impact, if any, of fee waivers or reimbursements by the Adviser and/or affiliated service providers.

Total return represents the rate that an investor would have earned or lost on an investment in the Fund assuming reinvestment of all dividends and distributions.

Maine Municipal Fund Class I

Selected per share data and ratios for the periods indicated

	Year Ended 7/31/23	Year Ended 7/31/22	Year Ended 7/31/21	Year Ended 7/31/20	Year Ended 7/31/19
NET ASSET VALUE, BEGINNING OF PERIOD	\$ 9.87	\$ 10.89	\$ 10.98	\$ 10.85	\$ 10.65
Income (loss) from investment operations:					
Net investment income (loss) (1)	\$ 0.23	\$ 0.21	\$ 0.22	\$ 0.24	\$ 0.28
Net realized and unrealized gain (loss) on investments (2)	(0.38)	(1.02)	(0.09)	0.13	0.20
Total from investment operations	\$ (0.15)	\$ (0.81)	\$ 0.13	\$ 0.37	\$ 0.48
Distributions from net investment income	\$ (0.23)	\$ (0.21)	\$ (0.22)	\$ (0.24)	\$ (0.28)
NET ASSET VALUE, END OF PERIOD	\$ 9.49	\$ 9.87	\$ 10.89	\$ 10.98	\$ 10.85
Total Return (excludes any applicable sales charge)	(1.50%)	(7.52%)	1.16%	3.43%	4.61%
RATIOS/SUPPLEMENTAL DATA					
Net assets, end of period (in thousands)	\$517	\$602	\$973	\$1,063	\$570
Ratio of expenses to average net assets after waivers (3)	0.73%	0.73%	0.73%	0.73%	0.73%
Ratio of expenses to average net assets before waivers	1.28%	1.21%	1.15%	1.15%	1.16%
Ratio of net investment income to average net assets (3)	2.41%	2.01%	1.98%	2.19%	2.65%
Portfolio turnover rate	0.00%	9.66%	15.80%	22.13%	7.56%

(1) Per share net investment income (loss) has been calculated using the average daily shares method.

(2) Net realized and unrealized gain/(loss) per share are balancing amounts necessary to reconcile the change in net asset value per share for the period, and may not reconcile with the aggregate gains and losses in the statement of operations due to share transactions for the period.

(3) This row reflects the impact, if any, of fee waivers or reimbursements by the Adviser and/or affiliated service providers.

Total return represents the rate that an investor would have earned or lost on an investment in the Fund assuming reinvestment of all dividends and distributions.

Nebraska Municipal Fund Class A

Selected per share data and ratios for the periods indicated

	Year Ended <u>7/31/23</u>	Year Ended <u>7/31/22</u>	Year Ended <u>7/31/21</u>	Year Ended <u>7/31/20</u>	Year Ended <u>7/31/19</u>
NET ASSET VALUE, BEGINNING OF PERIOD	<u>\$ 9.81</u>	<u>\$ 10.64</u>	<u>\$ 10.77</u>	<u>\$ 10.58</u>	<u>\$ 10.25</u>
Income (loss) from investment operations:					
Net investment income (loss) (1)	\$ 0.19	\$ 0.15	\$ 0.17	\$ 0.21	\$ 0.24
Net realized and unrealized gain (loss) on investments (2)	<u>(0.34)</u>	<u>(0.83)</u>	<u>(0.13)</u>	<u>0.19</u>	<u>0.33</u>
Total from investment operations	<u>\$ (0.15)</u>	<u>\$ (0.68)</u>	<u>\$ 0.04</u>	<u>\$ 0.40</u>	<u>\$ 0.57</u>
Distributions from net investment income	<u>\$ (0.19)</u>	<u>\$ (0.15)</u>	<u>\$ (0.17)</u>	<u>\$ (0.21)</u>	<u>\$ (0.24)</u>
NET ASSET VALUE, END OF PERIOD	<u>\$ 9.47</u>	<u>\$ 9.81</u>	<u>\$ 10.64</u>	<u>\$ 10.77</u>	<u>\$ 10.58</u>
Total Return (excludes any applicable sales charge)	(1.56%)	(6.39%)	0.38%	3.81%	5.65%
RATIOS/SUPPLEMENTAL DATA					
Net assets, end of period (in thousands)	\$33,188	\$49,780	\$55,363	\$51,557	\$44,793
Ratio of expenses to average net assets after waivers (3)	0.98%	0.98%	0.98%	0.98%	0.98%
Ratio of expenses to average net assets before waivers	1.20%	1.17%	1.18%	1.19%	1.21%
Ratio of net investment income to average net assets (3)	1.93%	1.51%	1.59%	1.96%	2.33%
Portfolio turnover rate	19.33%	26.33%	8.21%	13.06%	8.20%

(1) Per share net investment income (loss) has been calculated using the average daily shares method.

(2) Net realized and unrealized gain/(loss) per share are balancing amounts necessary to reconcile the change in net asset value per share for the period, and may not reconcile with the aggregate gains and losses in the statement of operations due to share transactions for the period.

(3) This row reflects the impact, if any, of fee waivers or reimbursements by the Adviser and/or affiliated service providers.

Total return represents the rate that an investor would have earned or lost on an investment in the Fund assuming reinvestment of all dividends and distributions.

Nebraska Municipal Fund Class I

Selected per share data and ratios for the periods indicated

	Year Ended <u>7/31/23</u>	Year Ended <u>7/31/22</u>	Year Ended <u>7/31/21</u>	Year Ended <u>7/31/20</u>	Year Ended <u>7/31/19</u>
NET ASSET VALUE, BEGINNING OF PERIOD	<u>\$ 9.81</u>	<u>\$ 10.63</u>	<u>\$ 10.76</u>	<u>\$ 10.57</u>	<u>\$ 10.25</u>
Income (loss) from investment operations:					
Net investment income (loss) (1)	\$ 0.21	\$ 0.18	\$ 0.20	\$ 0.23	\$ 0.27
Net realized and unrealized gain (loss) on investments (2)	<u>(0.34)</u>	<u>(0.82)</u>	<u>(0.13)</u>	<u>0.19</u>	<u>0.32</u>
Total from investment operations	<u>\$ (0.13)</u>	<u>\$ (0.64)</u>	<u>\$ 0.07</u>	<u>\$ 0.42</u>	<u>\$ 0.59</u>
Distributions from net investment income	<u>\$ (0.21)</u>	<u>\$ (0.18)</u>	<u>\$ (0.20)</u>	<u>\$ (0.23)</u>	<u>\$ (0.27)</u>
NET ASSET VALUE, END OF PERIOD	<u><u>\$ 9.47</u></u>	<u><u>\$ 9.81</u></u>	<u><u>\$ 10.63</u></u>	<u><u>\$ 10.76</u></u>	<u><u>\$ 10.57</u></u>
Total Return (excludes any applicable sales charge)	(1.32%)	(6.07%)	0.63%	4.07%	5.81%
RATIOS/SUPPLEMENTAL DATA					
Net assets, end of period (in thousands)	\$3,695	\$2,520	\$2,495	\$1,660	\$1,071
Ratio of expenses to average net assets after waivers (3)	0.73%	0.73%	0.73%	0.73%	0.73%
Ratio of expenses to average net assets before waivers	0.95%	0.92%	0.93%	0.94%	0.96%
Ratio of net investment income to average net assets (3)	2.18%	1.76%	1.84%	2.21%	2.58%
Portfolio turnover rate	19.33%	26.33%	8.21%	13.06%	8.20%

(1) Per share net investment income (loss) has been calculated using the average daily shares method.

(2) Net realized and unrealized gain/(loss) per share are balancing amounts necessary to reconcile the change in net asset value per share for the period, and may not reconcile with the aggregate gains and losses in the statement of operations due to share transactions for the period.

(3) This row reflects the impact, if any, of fee waivers or reimbursements by the Adviser and/or affiliated service providers.

Total return represents the rate that an investor would have earned or lost on an investment in the Fund assuming reinvestment of all dividends and distributions.

Oklahoma Municipal Fund Class A

Selected per share data and ratios for the periods indicated

	Year Ended 7/31/23	Year Ended 7/31/22	Year Ended 7/31/21	Year Ended 7/31/20	Year Ended 7/31/19
NET ASSET VALUE, BEGINNING OF PERIOD	<u>\$ 11.02</u>	<u>\$ 12.14</u>	<u>\$ 12.08</u>	<u>\$ 11.86</u>	<u>\$ 11.47</u>
Income (loss) from investment operations:					
Net investment income (loss) (1)	\$ 0.23	\$ 0.17	\$ 0.18	\$ 0.24	\$ 0.29
Net realized and unrealized gain (loss) on investments (2)	(0.38)	(1.12)	0.06	0.22	0.39
Total from investment operations	<u>\$ (0.15)</u>	<u>\$ (0.95)</u>	<u>\$ 0.24</u>	<u>0.46</u>	<u>0.68</u>
Distributions from net investment income	<u>\$ (0.23)</u>	<u>\$ (0.17)</u>	<u>\$ (0.18)</u>	<u>\$ (0.24)</u>	<u>\$ (0.29)</u>
NET ASSET VALUE, END OF PERIOD	<u>\$ 10.64</u>	<u>\$ 11.02</u>	<u>\$ 12.14</u>	<u>\$ 12.08</u>	<u>\$ 11.86</u>
Total Return (excludes any applicable sales charge)	(1.34%)	(7.88%)	2.03%	3.92%	5.98%
RATIOS/SUPPLEMENTAL DATA					
Net assets, end of period (in thousands)	\$51,337	\$61,402	\$77,021	\$62,321	\$44,534
Ratio of expenses to average net assets after waivers (3)	0.98%	0.98%	0.98%	0.98%	0.98%
Ratio of expenses to average net assets before waivers	1.18%	1.15%	1.14%	1.17%	1.20%
Ratio of net investment income to average net assets (3)	2.16%	1.45%	1.51%	1.99%	2.46%
Portfolio turnover rate	22.50%	38.98%	11.13%	13.69%	18.37%

(1) Per share net investment income (loss) has been calculated using the average daily shares method.

(2) Net realized and unrealized gain/(loss) per share are balancing amounts necessary to reconcile the change in net asset value per share for the period, and may not reconcile with the aggregate gains and losses in the statement of operations due to share transactions for the period.

(3) This row reflects the impact, if any, of fee waivers or reimbursements by the Adviser and/or affiliated service providers.

Total return represents the rate that an investor would have earned or lost on an investment in the Fund assuming reinvestment of all dividends and distributions.

Oklahoma Municipal Fund Class I

Selected per share data and ratios for the periods indicated

	Year Ended <u>7/31/23</u>	Year Ended <u>7/31/22</u>	Year Ended <u>7/31/21</u>	Year Ended <u>7/31/20</u>	Year Ended <u>7/31/19</u>
NET ASSET VALUE, BEGINNING OF PERIOD	\$ 11.03	\$ 12.15	\$ 12.09	\$ 11.87	\$ 11.48
Income (loss) from investment operations:					
Net investment income (loss) (1)	\$ 0.26	\$ 0.20	\$ 0.21	\$ 0.27	\$ 0.31
Net realized and unrealized gain (loss) on investments (2)	(0.38)	(1.12)	0.06	0.22	0.39
Total from investment operations	\$ (0.12)	\$ (0.92)	\$ 0.27	\$ 0.49	\$ 0.70
Distributions from net investment income	\$ (0.26)	\$ (0.20)	\$ (0.21)	\$ (0.27)	\$ (0.31)
NET ASSET VALUE, END OF PERIOD	<u>\$ 10.65</u>	<u>\$ 11.03</u>	<u>\$ 12.15</u>	<u>\$ 12.09</u>	<u>\$ 11.87</u>
Total Return (excludes any applicable sales charge)	(1.09%)	(7.64%)	2.29%	4.18%	6.24%
RATIOS/SUPPLEMENTAL DATA					
Net assets, end of period (in thousands)	\$3,321	\$3,216	\$4,970	\$4,799	\$3,420
Ratio of expenses to average net assets after waivers (3)	0.73%	0.73%	0.73%	0.73%	0.73%
Ratio of expenses to average net assets before waivers	0.93%	0.90%	0.89%	0.92%	0.95%
Ratio of net investment income to average net assets (3)	2.41%	1.70%	1.76%	2.25%	2.71%
Portfolio turnover rate	22.50%	38.98%	11.13%	13.69%	18.37%

(1) Per share net investment income (loss) has been calculated using the average daily shares method.

(2) Net realized and unrealized gain/(loss) per share are balancing amounts necessary to reconcile the change in net asset value per share for the period, and may not reconcile with the aggregate gains and losses in the statement of operations due to share transactions for the period.

(3) This row reflects the impact, if any, of fee waivers or reimbursements by the Adviser and/or affiliated service providers.

Total return represents the rate that an investor would have earned or lost on an investment in the Fund assuming reinvestment of all dividends and distributions.

Viking Tax-Free Fund for Montana Class A

Selected per share data and ratios for the periods indicated

	Year Ended 7/31/23	Year Ended 7/31/22	Year Ended 7/31/21	Year Ended 7/31/20	Year Ended 7/31/19
NET ASSET VALUE, BEGINNING OF PERIOD	\$ 9.51	\$ 10.34	\$ 10.35	\$ 10.18	\$ 9.86
Income (loss) from investment operations:					
Net investment income (loss) (1)	\$ 0.22	\$ 0.17	\$ 0.17	\$ 0.22	\$ 0.25
Net realized and unrealized gain (loss) on investments (2)	(0.29)	(0.83)	(0.01)	0.17	0.32
Total from investment operations	\$ (0.07)	\$ (0.66)	\$ 0.16	\$ 0.39	\$ 0.57
Less Distributions:					
Dividends from net investment income	\$ (0.22)	\$ (0.17)	\$ (0.17)	\$ (0.22)	\$ (0.25)
Total distributions	\$ (0.22)	\$ (0.17)	\$ (0.17)	\$ (0.22)	\$ (0.25)
NET ASSET VALUE, END OF PERIOD	<u>\$ 9.22</u>	<u>\$ 9.51</u>	<u>\$ 10.34</u>	<u>\$ 10.35</u>	<u>\$ 10.18</u>
Total Return (excludes any applicable sales charge)	(0.76%)	(6.46%)	1.57%	3.89%	5.90%
RATIOS/SUPPLEMENTAL DATA					
Net assets, end of period (in thousands)	\$54,906	\$65,357	\$79,710	\$72,738	\$60,520
Ratio of expenses to average net assets after waivers (3)	0.98%	0.98%	0.98%	0.98%	0.98%
Ratio of expenses to average net assets before waivers	1.17%	1.14%	1.13%	1.15%	1.17%
Ratio of net investment income to average net assets (3)	2.33%	1.68%	1.65%	2.15%	2.54%
Portfolio turnover rate	16.20%	26.78%	12.00%	10.52%	19.78%

(1) Per share net investment income (loss) has been calculated using the average daily shares method.

(2) Net realized and unrealized gain/(loss) per share are balancing amounts necessary to reconcile the change in net asset value per share for the period, and may not reconcile with the aggregate gains and losses in the statement of operations due to share transactions for the period.

(3) This row reflects the impact, if any, of fee waivers or reimbursements by the Adviser and/or affiliated service providers.

Total return represents the rate that an investor would have earned or lost on an investment in the Fund assuming reinvestment of all dividends and distributions.

Viking Tax-Free Fund for Montana Class I

Selected per share data and ratios for the periods indicated

	Year Ended 7/31/23	Year Ended 7/31/22	Year Ended 7/31/21	Year Ended 7/31/20	Year Ended 7/31/19
NET ASSET VALUE, BEGINNING OF PERIOD	<u>\$ 9.51</u>	<u>\$ 10.34</u>	<u>\$ 10.35</u>	<u>\$ 10.18</u>	<u>\$ 9.86</u>
Income (loss) from investment operations:					
Net investment income (loss) (1)	\$ 0.24	\$ 0.19	\$ 0.20	\$ 0.25	\$ 0.28
Net realized and unrealized gain (loss) on investments (2)	<u>(0.29)</u>	<u>(0.83)</u>	<u>(0.01)</u>	<u>0.17</u>	<u>0.32</u>
Total from investment operations	<u>\$ (0.05)</u>	<u>\$ (0.64)</u>	<u>\$ 0.19</u>	<u>\$ 0.42</u>	<u>\$ 0.60</u>
Less Distributions:					
Dividends from net investment income	<u>\$ (0.24)</u>	<u>\$ (0.19)</u>	<u>\$ (0.20)</u>	<u>\$ (0.25)</u>	<u>\$ (0.28)</u>
Total distributions	<u>\$ (0.24)</u>	<u>\$ (0.19)</u>	<u>\$ (0.20)</u>	<u>\$ (0.25)</u>	<u>\$ (0.28)</u>
NET ASSET VALUE, END OF PERIOD	<u><u>\$ 9.22</u></u>	<u><u>\$ 9.51</u></u>	<u><u>\$ 10.34</u></u>	<u><u>\$ 10.35</u></u>	<u><u>\$ 10.18</u></u>
Total Return (excludes any applicable sales charge)	(0.51%)	(6.21%)	1.82%	4.15%	6.16%
RATIOS/SUPPLEMENTAL DATA					
Net assets, end of period (in thousands)	\$11,607	\$15,776	\$18,055	\$13,456	\$9,305
Ratio of expenses to average net assets after waivers (3)	0.73%	0.73%	0.73%	0.73%	0.73%
Ratio of expenses to average net assets before waivers	0.92%	0.89%	0.88%	0.90%	0.92%
Ratio of net investment income to average net assets (3)	2.58%	1.93%	1.90%	2.40%	2.80%
Portfolio turnover rate	16.20%	28.67%	12.00%	10.52%	19.78%

- (1) Per share net investment income (loss) has been calculated using the average daily shares method.
- (2) Net realized and unrealized gain/(loss) per share are balancing amounts necessary to reconcile the change in net asset value per share for the period, and may not reconcile with the aggregate gains and losses in the statement of operations due to share transactions for the period.
- (3) This row reflects the impact, if any, of fee waivers or reimbursements by the Adviser and/or affiliated service providers.

Total return represents the rate that an investor would have earned or lost on an investment in the Fund assuming reinvestment of all dividends and distributions.

Viking Tax-Free Fund for North Dakota Class A

Selected per share data and ratios for the periods indicated

	Year Ended 7/31/23	Year Ended 7/31/22	Year Ended 7/31/21	Year Ended 7/31/20	Year Ended 7/31/19
NET ASSET VALUE, BEGINNING OF PERIOD	<u>\$ 9.51</u>	<u>\$ 10.36</u>	<u>\$ 10.39</u>	<u>\$ 10.31</u>	<u>\$ 10.07</u>
Income (loss) from investment operations:					
Net investment income (loss) (1)	\$ 0.19	\$ 0.16	\$ 0.19	\$ 0.23	\$ 0.27
Net realized and unrealized gain (loss) on investments (2)	<u>(0.40)</u>	<u>(0.85)</u>	<u>(0.03)</u>	<u>0.08</u>	<u>0.24</u>
Total from investment operations	<u>\$ (0.21)</u>	<u>\$ (0.69)</u>	<u>\$ 0.16</u>	<u>\$ 0.31</u>	<u>\$ 0.51</u>
Less Distributions:					
Dividends from net investment income	<u>\$ (0.19)</u>	<u>\$ (0.16)</u>	<u>\$ (0.19)</u>	<u>\$ (0.23)</u>	<u>\$ (0.27)</u>
Total distributions	<u>\$ (0.19)</u>	<u>\$ (0.16)</u>	<u>\$ (0.19)</u>	<u>\$ (0.23)</u>	<u>\$ (0.27)</u>
NET ASSET VALUE, END OF PERIOD	<u>\$ 9.11</u>	<u>\$ 9.51</u>	<u>\$ 10.36</u>	<u>\$ 10.39</u>	<u>\$ 10.31</u>
Total Return (excludes any applicable sales charge)	(2.18%)	(6.70%)	1.57%	3.06%	5.10%
RATIOS/SUPPLEMENTAL DATA					
Net assets, end of period (in thousands)	\$22,552	\$27,459	\$30,747	\$28,719	\$22,508
Ratio of expenses to average net assets after waivers (3)	0.98%	0.98%	0.98%	0.98%	0.98%
Ratio of expenses to average net assets before waivers	1.28%	1.23%	1.24%	1.26%	1.32%
Ratio of net investment income to average net assets (3)	2.08%	1.63%	1.85%	2.25%	2.63%
Portfolio turnover rate	12.19%	22.82%	22.02%	21.95%	23.16%

(1) Per share net investment income (loss) has been calculated using the average daily shares method.

(2) Net realized and unrealized gain/(loss) per share are balancing amounts necessary to reconcile the change in net asset value per share for the period, and may not reconcile with the aggregate gains and losses in the statement of operations due to share transactions for the period.

(3) This row reflects the impact, if any, of fee waivers or reimbursements by the Adviser and/or affiliated service providers.

Total return represents the rate that an investor would have earned or lost on an investment in the Fund assuming reinvestment of all dividends and distributions.

Viking Tax-Free Fund for North Dakota Class I

Selected per share data and ratios for the periods indicated

	Year Ended 7/31/23	Year Ended 7/31/22	Year Ended 7/31/21	Year Ended 7/31/20	Year Ended 7/31/19
NET ASSET VALUE, BEGINNING OF PERIOD	<u>\$ 9.51</u>	<u>\$ 10.36</u>	<u>\$ 10.39</u>	<u>\$ 10.32</u>	<u>\$ 10.07</u>
Income (loss) from investment operations:					
Net investment income (loss) (1)	\$ 0.21	\$ 0.19	\$ 0.22	\$ 0.26	\$ 0.29
Net realized and unrealized gain (loss) on investments (2)	(0.40)	(0.85)	(0.03)	0.07	0.25
Total from investment operations	<u>\$ (0.19)</u>	<u>\$ (0.66)</u>	<u>\$ 0.19</u>	<u>\$ 0.33</u>	<u>\$ 0.54</u>
Less Distributions:					
Dividends from net investment income	\$ (0.21)	\$ (0.19)	\$ (0.22)	\$ (0.26)	\$ (0.29)
Total distributions	<u>\$ (0.21)</u>	<u>\$ (0.19)</u>	<u>\$ (0.22)</u>	<u>\$ (0.26)</u>	<u>\$ (0.29)</u>
NET ASSET VALUE, END OF PERIOD	<u>\$ 9.11</u>	<u>\$ 9.51</u>	<u>\$ 10.36</u>	<u>\$ 10.39</u>	<u>\$ 10.32</u>
Total Return (excludes any applicable sales charge)	(1.94%)	(6.46%)	1.83%	3.22%	5.47%
RATIOS/SUPPLEMENTAL DATA					
Net assets, end of period (in thousands)	\$1,491	\$1,631	\$2,069	\$2,150	\$2,132
Ratio of expenses to average net assets after waivers (3)	0.73%	0.73%	0.73%	0.73%	0.73%
Ratio of expenses to average net assets before waivers	1.03%	0.98%	0.99%	1.01%	1.09%
Ratio of net investment income to average net assets (3)	2.33%	1.88%	2.10%	2.50%	2.88%
Portfolio turnover rate	12.19%	22.82%	22.02%	21.95%	23.16%

(1) Per share net investment income (loss) has been calculated using the average daily shares method.

(2) Net realized and unrealized gain/(loss) per share are balancing amounts necessary to reconcile the change in net asset value per share for the period, and may not reconcile with the aggregate gains and losses in the statement of operations due to share transactions for the period.

(3) This row reflects the impact, if any, of fee waivers or reimbursements by the Adviser and/or affiliated service providers.

Total return represents the rate that an investor would have earned or lost on an investment in the Fund assuming reinvestment of all dividends and distributions.

VIKING MUTUAL FUNDS

Kansas Municipal Fund
Maine Municipal Fund
Nebraska Municipal Fund
Oklahoma Municipal Fund
Viking Tax-Free Fund for Montana
Viking Tax-Free Fund for North Dakota

1 Main Street North • Minot, ND 58703 • 701-852-5292
PO Box 500 • Minot, ND 58702
PO Box 759 • Minot, ND 58702
800-276-1262 • Marketing • Fax 701-838-4902
800-601-5593 • Transfer Agent • Fax 701-852-2548

Investment Manager

Viking Fund Management, LLC
PO Box 500
Minot, ND 58702

Principal Underwriter

Integrity Funds Distributor, LLC
PO Box 500
Minot, ND 58702

Custodian

UMB Bank, N.A.
Institutional Custody
928 Grand Blvd
Kansas City, MO 64105

Transfer Agent

Integrity Fund Services, LLC
PO Box 759
Minot, ND 58702

Independent Registered Public Accounting Firm

Cohen & Company, Ltd.
1350 Euclid Ave Suite 800
Cleveland, OH 44115

Legal Counsel

Vedder Price P.C.
222 North LaSalle Street
Chicago, IL 60601

ADDITIONAL INFORMATION

You can learn more about each Fund in the following documents:

Appendix A:

Appendix A – *Intermediary-Specific Sales Charge Waivers and Discounts* is a separate document that provides additional information about the availability of certain sales charge waivers and discounts and is incorporated into this prospectus, which means it is legally a part of this prospectus.

Annual/Semiannual Report to Shareholders:

Includes a discussion of market conditions and Fund strategies that significantly affected the Fund's performance during the reporting period as well as financial statements, portfolio holdings, and the report of the independent registered public accountants.

Statement of Additional Information (SAI):

Contains more information about each Fund, its investments and policies. The SAI is incorporated by reference, so it is legally a part of this prospectus.

For a free copy of Appendix A, the current annual/semi-annual report, or the SAI, please contact your investment representative, call us at the number below, or access it from the Funds' website at: www.integrityvikingfunds.com.

Integrity Fund Services, LLC
800-601-5593

You may also call the number above to request other information about the Funds and to make shareholder inquiries.

Reports and other information about each Fund are also available for free on the EDGAR Database on the SEC's website at <http://www.sec.gov>. You may obtain text only copies of these reports and other information, after paying a duplicating fee, by sending an e-mail request to: publicinfo@sec.gov.

APPENDIX A—INTERMEDIARY-SPECIFIC SALES CHARGE WAIVERS AND DISCOUNTS

The sales charge reductions and waivers applicable to Fund shares purchased through Edward Jones, Raymond James, Oppenheimer & Co. Inc., Robert W. Baird & Co., and Morgan Stanley Wealth Management are set forth below. The financial intermediary-specific information below is provided by, or based on information provided by, the financial intermediaries noted. Each financial intermediary's transaction procedures, including the sales charge reductions and waivers set forth below, are implemented by and are the responsibility of the applicable financial intermediary set forth below, not the Fund. You should consult with your intermediary for additional information or if you have questions regarding its sales charge reductions and waivers.

Policies Regarding Transactions through Edward D. Jones & Co., L.P. (“Edward Jones”)

The following information has been provided by Edward Jones:

Sales Waivers and Reductions in Sales Charges

Effective on or after January 1st, 2024, the following information supersedes prior information with respect to transactions and positions held in fund shares through an Edward Jones system. Clients of Edward Jones (also referred to as “shareholders”) purchasing fund shares on the Edward Jones commission and fee-based platforms are eligible only for the following sales charge discounts (also referred to as “breakpoints”) and waivers, which can differ from discounts and waivers described elsewhere in the mutual fund prospectus or statement of additional information (“SAI”) or through another broker-dealer. In all instances, it is the shareholder's responsibility to inform Edward Jones at the time of purchase of any relationship, holdings of Integrity/Viking Funds, or other facts qualifying the purchaser for discounts or waivers. Edward Jones can ask for documentation of such circumstance.

Breakpoints

- Breakpoint pricing, otherwise known as volume pricing, at dollar thresholds as described in the prospectus.

Rights of Accumulation (“ROA”)

- The applicable sales charge on a purchase of Class A shares is determined by taking into account all share classes (except certain money market funds and any assets held in group retirement plans) of the mutual fund family held by the shareholder or in an account grouped by Edward Jones with other accounts for the purpose of providing certain pricing considerations (“pricing groups”). If grouping assets as a shareholder, this includes all share classes held on the Edward Jones platform and/or held on another platform. The inclusion of eligible fund family assets in the ROA calculation is dependent on the shareholder notifying Edward Jones of such assets at the time of calculation. Money market funds are included only if such shares were sold with a sales charge at the time of purchase or acquired in exchange for shares purchased with a sales charge.
- The employer maintaining a SEP IRA plan and/or SIMPLE IRA plan may elect to establish or change ROA for the IRA accounts associated with the plan to a plan-level grouping as opposed to including all share classes at a shareholder or pricing group level.
- ROA is determined by calculating the higher of cost minus redemptions or market value (current shares x NAV).

Letter of Intent (“LOI”)

- Through a LOI, shareholders can receive the sales charge and breakpoint discounts for purchases shareholders intend to make over a 13-month period from the date Edward Jones receives the LOI. The LOI is determined by calculating the higher of cost or market value of qualifying holdings at LOI initiation in combination with the value that the shareholder intends to buy over a 13-month period to calculate the front-end sales charge and any breakpoint discounts. Each purchase the shareholder makes during that 13-month period will receive the sales charge and breakpoint discount that applies to the total amount. The inclusion of eligible fund family assets in the LOI calculation is dependent on the shareholder notifying Edward Jones of such assets at the time of calculation. Purchases made before the LOI is received by Edward Jones are not adjusted under the LOI and will not reduce the sales charge previously paid. Sales charges will be adjusted if LOI is not met.
- If the employer maintaining a SEP IRA plan and/or SIMPLE IRA plan has elected to establish or change ROA for the IRA accounts associated with the plan to a plan-level grouping, LOIs will also be at the plan-level and may only be established by the employer.

Sales Charge Waivers

Sales charges are waived for the following shareholders and in the following situations:

- Associates of Edward Jones and its affiliates and their family members who are in the same pricing group (as determined by Edward Jones under its policies and procedures) as the associate. This waiver will continue for the remainder of the associate's life if the associate retires from Edward Jones in good-standing and remains in good standing pursuant to Edward Jones' policies and procedures.
- Shares purchased in an Edward Jones fee-based program.
- Shares purchased through reinvestment of capital gains distributions and dividend reinvestment. Shares purchased from the proceeds of redeemed shares of the same fund family so long as the following conditions are met: the proceeds are from the sale of shares within 60 days of the purchase, the sale and purchase are made from a share class that charges a front load and one of the following:
 - * The redemption and repurchase occur in the same account.
 - * The redemption proceeds are used to process an: IRA contribution, excess contributions, conversion, recharacterizing of contributions, or distribution, and the repurchase is done in an account within the same Edward Jones grouping for ROA.
- Shares purchased through reinvestment of capital gains distributions and dividend reinvestment.
- Shares purchased from the proceeds of redeemed shares of the same fund family so long as the following conditions are met: 1) the proceeds are from the sale of shares within 60 days of the purchase, and 2) the sale and purchase are made in the same share class and the same account or the purchase is made in an individual retirement account with proceeds from liquidations in a non-retirement account.
- Shares exchanged into Class A shares from another share class so long as the exchange is into the same fund and was initiated at the discretion of Edward Jones. Edward Jones is responsible for any remaining CDSC due to the fund company, if applicable. Any future purchases are subject to the applicable sales charge as disclosed in the prospectus.
- Exchanges from Class C shares to Class A shares of the same fund, generally, in the 84th month following the anniversary of the purchase date or earlier at the discretion of Edward Jones.
- Purchases of Class 529-A shares through a rollover from either another education savings plan or a security used for qualified distributions.
- Purchases of Class 529 shares made for recontribution of refunded amounts.

Contingent Deferred Sales Charge ("CDSC") Waiver

If the shareholder purchases shares that are subject to a CDSC and those shares are redeemed before the CDSC is expired, the shareholder is responsible to pay the CDSC except in the following conditions:

- The death or disability of the shareholder.
- Systematic withdrawals with up to 10% per year of the account value.
- Return of excess contributions from an Individual Retirement Account (IRA).
- Shares sold as part of a required minimum distribution for IRA and retirement accounts if the redemption is taken in or after the year the shareholder reaches qualified age based on applicable IRS regulations.
- Shares sold to pay Edward Jones fees or costs in such cases where the transaction is initiated by Edward Jones.
- Shares exchanged in an Edward Jones fee-based program.
- Shares acquired through NAV reinstatement.
- Shares redeemed at the discretion of Edward Jones for Minimum Balances, as described below.

Other Important Information Regarding Transactions through Edward Jones

Minimum Purchase Amounts

- Initial purchase minimum: \$250
- Subsequent purchase minimum: none

Minimum Balances

- Edward Jones has the right to redeem at its discretion fund holdings with a balance of \$250 or less. The following are examples of accounts that are not included in this policy:
 - A fee-based account held on an Edward Jones platform
 - A 529 account held on an Edward Jones platform
 - An account with an active systematic investment plan or LOI

Exchanging Share Classes

- At any time it deems necessary, Edward Jones has the authority to exchange at NAV a shareholder's holdings in a fund to Class A shares of the same fund.

Shareholders Purchasing Fund Shares through Raymond James and its Affiliates

The following information is provided by Raymond James and its affiliates:

Intermediary-Defined Sales Charge Waiver Policies

The availability of certain initial or deferred sales charge waivers and discounts may depend on the particular financial intermediary or type of account through which you purchase or hold Fund shares.

Intermediaries may have different policies and procedures regarding the availability of front-end sales load waivers or contingent deferred (back-end) sales load ("CDSC") waivers, which are discussed below. In all instances, it is the purchaser's responsibility to notify the fund or the purchaser's financial intermediary at the time of purchase of any relationship or other facts qualifying the purchaser for sales charge waivers or discounts. For waivers and discounts not available through a particular intermediary, shareholders will have to purchase fund shares directly from the fund or through another intermediary to receive these waivers or discounts.

Raymond James & Associates, Inc., Raymond James Financial Services, Inc. and each entity's affiliates ("Raymond James")

Effective March 1, 2019, shareholders purchasing fund shares through a Raymond James platform or account, or through an introducing broker-dealer or independent registered investment adviser for which Raymond James provides trade execution, clearance, and/or custody services, will be eligible only for the following load waivers (front-end sales charge waivers and contingent deferred, or back-end, sales charge waivers) and discounts, which may differ from those disclosed elsewhere in this fund's prospectus or SAI.

Front-end sales load waivers on Class A shares available at Raymond James

- Shares purchased in an investment advisory program.
- Shares purchased within the same fund family through a systematic reinvestment of capital gains and dividend distributions.
- Employees and registered representatives of Raymond James or its affiliates and their family members as designated by Raymond James.
- Shares purchased from the proceeds of redemptions within the same fund family, provided (1) the repurchase occurs within 90 days following the redemption, (2) the redemption and purchase occur in the same account, and (3) redeemed shares were subject to a front-end or deferred sales load (known as Rights of Reinstatement).

CDSC Waivers on Classes A, B and C shares available at Raymond James

- Death or disability of the shareholder.
- Shares sold as part of a systematic withdrawal plan as described in the fund's prospectus.
- Return of excess contributions from an IRA Account.
- Shares sold as part of a required minimum distribution for IRA and retirement accounts due to the shareholder reaching age 70½ as described in the fund's prospectus.

- Shares sold to pay Raymond James fees but only if the transaction is initiated by Raymond James.
- Shares acquired through a right of reinstatement.

Front-end load discounts available at Raymond James: breakpoints, rights of accumulation, and/or letters of intent

- Breakpoints as described in this prospectus.
- Rights of accumulation which entitle shareholders to breakpoint discounts will be automatically calculated based on the aggregated holding of fund family assets held by accounts within the purchaser's household at Raymond James. Eligible fund family assets not held at Raymond James may be included in the calculation of rights of accumulation calculation only if the shareholder notifies his or her financial advisor about such assets.
- Letters of intent which allow for breakpoint discounts based on anticipated purchases within a fund family, over a 13-month time period. Eligible fund family assets not held at Raymond James may be included in the calculation of letters of intent only if the shareholder notifies his or her financial advisor about such assets.

Shareholders Purchasing Fund Shares through Oppenheimer & Co and its Affiliates

The following information is provided by Oppenheimer & Co. Inc. ("OPCO") and its affiliates:

Effective on or after March 17, 2020, shareholders purchasing Fund shares through an OPCO platform or account are eligible only for the following load waivers (front-end sales charge waivers and contingent deferred, or back-end, sales charge waivers) and discounts, which may differ from those disclosed elsewhere in this Fund's prospectus or SAI.

Front-end Sales Load Waivers on Class A Shares available at OPCO

- Employer-sponsored retirement, deferred compensation and employee benefit plans (including health savings accounts) and trusts used to fund those plans, provided that the shares are not held in a commission-based brokerage account and shares are held for the benefit of the plan
- Shares purchased by or through a 529 Plan
- Shares purchased through a OPCO affiliated investment advisory program
- Shares purchased through reinvestment of capital gains distributions and dividend reinvestment when purchasing shares of the same fund (but not any other fund within the fund family)
- Shares purchased from the proceeds of redemptions within the same fund family, provided (1) the repurchase occurs within 90 days following the redemption, (2) the redemption and purchase occur in the same account, and (3) redeemed shares were subject to a front-end or deferred sales load (known as Rights of Restatement).
- Employees and registered representatives of OPCO or its affiliates and their family members
- Directors or Trustees of the Fund, and employees of the Fund's investment adviser or any of its affiliates, as described in this prospectus

CDSC Waivers on A and C Shares available at OPCO

- Death or disability of the shareholder
- Shares sold as part of a systematic withdrawal plan as described in the Fund's prospectus
- Return of excess contributions from an IRA Account
- Shares sold as part of a required minimum distribution for IRA and retirement accounts due to the shareholder reaching the qualified age based on applicable IRS regulations as described in the prospectus
- Shares sold to pay OPCO fees but only if the transaction is initiated by OPCO

- Shares acquired through a right of reinstatement

Front-end load Discounts Available at OPCO: Breakpoints, Rights of Accumulation & Letters of Intent

- Breakpoints as described in this prospectus.
- Rights of Accumulation (ROA) which entitle shareholders to breakpoint discounts will be automatically calculated based on the aggregated holding of fund family assets held by accounts within the purchaser's household at OPCO. Eligible fund family assets not held at OPCO may be included in the ROA calculation only if the shareholder notifies his or her financial advisor about such assets.

Shareholders Purchasing Fund Shares through Robert W. Baird & Co. ("Baird")

Effective on or after September 2, 2020, shareholders purchasing Fund shares through an Baird platform or account are eligible only for the following load waivers (front-end sales charge waivers and contingent deferred, or back-end, sales charge waivers) and discounts, which may differ from those disclosed elsewhere in this Fund's prospectus or SAI.

Front-End Sales Waivers on Class A shares Available at Baird

- Shares purchased through reinvestment of capital gains distributions and dividend reinvestment when purchasing shares of the same fund
- Shares purchased by employees and registered representatives of Baird or its affiliate and their family members as designated by Baird
- Shares purchased using the proceeds of redemptions from an Integrity/Viking Fund, provided (1) the repurchase occurs within 90 days following the redemption, (2) the redemption and purchase occur in the same accounts, and (3) redeemed shares were subject to a front-end or deferred sales charge (known as rights of reinstatement)
- Employer-sponsored retirement plans or charitable accounts in a transactional brokerage account at Baird, including 401(k) plans, 457 plans, employer-sponsored 403(b) plans, profit sharing and money purchase pension plans and defined benefit plans. For purposes of this provision, employer-sponsored retirement plans do not include SEP IRAs, Simple IRAs or SAR-SEPs

CDSC Waivers on Class A shares Available at Baird

- Shares sold due to death or disability of the shareholder
- Shares sold as part of a systematic withdrawal plan as described in the Fund's Prospectus
- Shares bought due to returns of excess contributions from an IRA Account
- Shares sold as part of a required minimum distribution for IRA and retirement accounts due to the shareholder reaching the qualified age based on applicable Internal Revenue Service regulations as may be described in the Fund's prospectus
- Shares sold to pay Baird fees but only if the transaction is initiated by Baird
- Shares acquired through a right of reinstatement

Front-End Sales Charge Discounts Available at Baird: Breakpoints and/or Rights of Accumulations

- Breakpoints as described in this prospectus.
- Rights of accumulations which entitles shareholders to breakpoint discounts will be automatically calculated based on the aggregated holding of Integrity/Viking Fund assets held by accounts within the purchaser's household at Baird. Eligible Integrity/Viking Fund assets not held at Baird may be included in the rights of accumulations calculation only if the shareholder notifies his or her financial advisor about such assets

- Letters of Intent (LOI) allow for breakpoint discounts based on anticipated purchases of Integrity/Viking Funds through Baird, over a 13-month period of time

Shareholders Purchasing Fund Shares through Morgan Stanley Wealth Management ("Morgan Stanley")

Shareholders purchasing Fund shares through a Morgan Stanley Wealth Management brokerage account will be eligible only for the following front-end sales charge waivers with respect to Class A shares, which may differ from and may be more limited than those disclosed elsewhere in this Fund's Prospectus or SAI.

Front-end Sales Charge Waivers on Class A Shares available at Morgan Stanley Wealth Management

- Employer-sponsored retirement plans (e.g., 401(k) plans, 457 plans, employer-sponsored 403(b) plans, profit sharing and money purchase pension plans and defined benefit plans). For purposes of this provision, employer-sponsored retirement plans do not include SEP IRAs, Simple IRAs, SAR-SEPs or Keogh plans
- Morgan Stanley employee and employee-related accounts according to MSSB's account linking rules
- Shares purchased through reinvestment of dividends and capital gains distributions when purchasing shares of the same fund
- Shares purchased through a Morgan Stanley self-directed brokerage account
- Class C (i.e., level-load) shares that are no longer subject to a contingent deferred sales charge and are converted to Class A shares of the same fund pursuant to Morgan Stanley Wealth Management's share class conversion program
- Shares purchased from the proceeds of redemptions within the same fund family, provided the repurchase occurs within 90 days' following the redemption, (ii) the redemption and purchase occur in the same account, and (iii) redeemed shares were subject to a front-end or deferred sales charge.